


INFORMATION
October 22, 2021

HIGHER EDUCATIONAL AIDS BOARD

BOARD REPORT #22-11

STUDENT AID EXPENDITURES FOR 2020-21



**HELPING STUDENTS ACHIEVE
THEIR POST SECONDARY EDUCATIONAL GOALS**

**BOARD REPORT # 22-11
INFORMATION
Friday, October 22, 2021**

**State of Wisconsin
Higher Educational Aids Board**

Table of Contents

Map Illustrating Geographic Distribution of Financial Aid Dollars	4
Geographic Distribution of HEAB Program Spending by School	4-5
Financial Aid Programs Total Dollars	6-7
Academic Excellence Scholarship	8-9
Capitation Programs	10
Dental Contract	10
Medical College of Wisconsin	10
Impaired Grant	11-12
Indian Student Assistance Grant	13-14
Minority Teacher Loan	15
Minority Undergraduate Retention Grant	16-19
Nursing Student Loan	20-21
Talent Incentive Program Grant (TIP)	22-24
Teacher Education Loan	25
Teacher of the Visually Impaired Loan	26
Technical Excellence Scholarship	27
Wisconsin Grant Private Non-Profit	28-29
Wisconsin Grant Tribal Colleges	30
Wisconsin Grant University of Wisconsin System	31
Wisconsin Grant Wisconsin Technical Colleges	32
Various Additional Programs Managed by the Higher Educational Aids Board	
Remission of Tuition and Fees for Veterans and Dependents	33
Wisconsin Veteran's Grant for Private Non-Profit Schools	34
Health Services Scholarship Program	35
MN-WI Tuition Reciprocity	35
Primary Care & Psychiatry Shortage Grant	35
School Leadership Loan Program	36
Tribal College Payment	36



INSTITUTION	Need-Based Aid				All Aid			
	Dollars Spent	# of Awards	Average Award	% of Total Spent	Dollars Spent	# of Awards	Average Award	% of Total Spent
Northwest	\$ 13,192,035	8,161	\$ 1,616	11.42%	13,685,244	8,591	\$ 1,593	11.08%
Chippewa Valley Technical College ¹	\$ 1,570,721	1,766	\$ 889	1.36%	1,654,456	1,864	\$ 888	1.34%
Lac Courte Oreilles Ojibwa Community College	\$ 259,723	202	\$ 1,286	0.22%	259,723	202	\$ 1,286	0.21%
Northland College	\$ 406,706	131	\$ 3,105	0.35%	411,205	135	\$ 3,046	0.33%
Northwood Technical College ^{1 2}	\$ 913,668	979	\$ 933	0.79%	949,107	1,022	\$ 929	0.77%
UW Eau Claire	\$ 4,249,173	2,192	\$ 1,938	3.68%	4,422,994	2,357	\$ 1,877	3.58%
UW River Falls	\$ 1,730,436	858	\$ 2,017	1.50%	1,773,750	900	\$ 1,971	1.44%
UW Stout	\$ 3,012,961	1,497	\$ 2,013	2.61%	3,083,937	1,549	\$ 1,991	2.50%
UW Superior	\$ 1,048,647	536	\$ 1,956	0.91%	1,130,072	562	\$ 2,011	0.91%
Northcentral	\$ 7,977,696	5,603	\$ 1,424	6.91%	8,235,194	5,819	\$ 1,415	6.67%
College of Menominee Nation	\$ 236,873	224	\$ 1,057	0.21%	236,873	224	\$ 1,057	0.19%
Mid-State Technical College ¹	\$ 765,722	898	\$ 853	0.66%	793,285	927	\$ 856	0.64%
Nicolet Area Technical College ¹	\$ 422,802	476	\$ 888	0.37%	431,239	490	\$ 880	0.35%
Northcentral Technical College ¹	\$ 1,154,464	1,311	\$ 881	1.00%	1,209,272	1,385	\$ 873	0.98%
UW Stevens Point	\$ 5,397,835	2,694	\$ 2,004	4.67%	5,564,525	2,793	\$ 1,992	4.51%
Northeast	\$ 18,103,211	10,901	\$ 1,661	15.67%	18,616,752	11,426	\$ 1,629	15.07%
Bellin College	\$ 292,620	100	\$ 2,926	0.25%	298,807	106	\$ 2,819	0.24%
Fox Valley Technical College ^{1 3}	\$ 1,455,440	1,705	\$ 854	1.26%	1,587,369	1,857	\$ 855	1.29%
Lakeland University	\$ 1,024,947	370	\$ 2,770	0.89%	1,026,072	371	\$ 2,766	0.83%
Lakeshore Technical College ¹	\$ 630,379	725	\$ 869	0.55%	666,382	762	\$ 875	0.54%
Lawrence University	\$ 547,358	180	\$ 3,041	0.47%	568,733	199	\$ 2,858	0.46%
Northeast Wisconsin Technical College ¹	\$ 1,906,860	2,119	\$ 900	1.65%	1,994,217	2,247	\$ 888	1.61%
St Norbert College	\$ 1,880,232	571	\$ 3,293	1.63%	1,991,795	649	\$ 3,069	1.61%
UW Green Bay	\$ 5,073,787	2,591	\$ 1,958	4.39%	5,137,349	2,650	\$ 1,939	4.16%
UW Oshkosh	\$ 5,291,588	2,540	\$ 2,083	4.58%	5,346,028	2,585	\$ 2,068	4.33%

INSTITUTION	Need-Based Aid				All Aid			
	Dollars Spent	# of Awards	Average Award	% of Total Spent	Dollars Spent	# of Awards	Average Award	% of Total Spent
Southwest	\$ 9,068,786	5,487	\$ 1,653	7.86%	\$ 9,502,833	5,916	\$ 1,606	7.70%
Southwest Wisconsin Technical College	\$ 481,222	499	\$ 964	0.42%	\$ 516,962	535	\$ 966	0.42%
UW La Crosse	\$ 3,212,896	1,744	\$ 1,842	2.78%	\$ 3,415,965	1,939	\$ 1,762	2.77%
UW Platteville	\$ 2,999,926	1,564	\$ 1,918	2.60%	\$ 3,106,224	1,666	\$ 1,864	2.51%
Viterbo University	\$ 1,256,382	432	\$ 2,908	1.09%	\$ 1,283,945	458	\$ 2,803	1.04%
Western Technical College ¹	\$ 1,118,360	1,248	\$ 896	0.97%	\$ 1,179,737	1,318	\$ 895	0.96%
Southcentral	\$ 22,995,043	13,061	\$ 1,761	19.90%	\$ 24,831,340	14,784	\$ 1,680	20.10%
Beloit College	\$ 350,202	110	\$ 3,184	0.30%	\$ 352,452	112	\$ 3,147	0.29%
Blackhawk Technical College ¹	\$ 816,007	923	\$ 884	0.71%	\$ 834,880	960	\$ 870	0.68%
Edgewood College	\$ 1,459,479	475	\$ 3,073	1.26%	\$ 1,472,980	488	\$ 3,018	1.19%
Madison College ¹	\$ 2,427,073	2,757	\$ 880	2.10%	\$ 2,524,958	2,874	\$ 879	2.04%
Maranatha Baptist University	\$ 313,936	109	\$ 2,880	0.27%	\$ 349,561	118	\$ 2,962	0.28%
Marian College	\$ 1,417,058	470	\$ 3,015	1.23%	\$ 1,423,808	476	\$ 2,991	1.15%
Moraine Park Technical College ¹	\$ 756,248	851	\$ 889	0.65%	\$ 796,188	895	\$ 890	0.64%
Ripon College	\$ 1,290,016	417	\$ 3,094	1.12%	\$ 1,329,141	438	\$ 3,035	1.08%
UW Madison	\$ 8,313,794	4,038	\$ 2,059	7.20%	\$ 9,842,140	5,461	\$ 1,802	7.97%
UW Whitewater	\$ 5,851,230	2,911	\$ 2,010	5.06%	\$ 5,905,232	2,962	\$ 1,994	4.78%
Southeast	\$ 44,033,771	23,722	\$ 1,856	38.10%	\$ 48,470,540	24,604	\$ 1,970	39.25%
Alverno College	\$ 1,879,886	679	\$ 2,769	1.63%	\$ 1,892,511	685	\$ 2,763	1.53%
Cardinal Stritch University	\$ 730,053	261	\$ 2,797	0.63%	\$ 732,303	265	\$ 2,763	0.59%
Carroll University	\$ 2,555,208	858	\$ 2,978	2.21%	\$ 2,612,709	905	\$ 2,887	2.12%
Carthage College	\$ 1,251,452	404	\$ 3,098	1.08%	\$ 1,279,015	430	\$ 2,974	1.04%
Columbia College of Nursing	\$ -	-	#DIV/0!	0.00%	\$ -	-	#DIV/0!	0.00%
Concordia University Wisconsin	\$ 1,609,108	491	\$ 3,277	1.39%	\$ 1,831,296	549	\$ 3,336	1.48%
Gateway Technical College ¹	\$ 1,703,554	2,058	\$ 828	1.47%	\$ 1,745,746	2,117	\$ 825	1.41%
Herzing University	\$ 1,488,934	636	\$ 2,341	1.29%	\$ 1,488,934	636	\$ 2,341	1.21%
Marquette University	\$ 4,064,978	1,296	\$ 3,137	3.52%	\$ 4,183,667	1,413	\$ 2,961	3.39%
Marquette University School of Dentistry	\$ -	-	\$ -	0.00%	\$ 1,724,334	200	\$ 8,622	1.40%
Medical College of Wisconsin ⁴	\$ -	-	\$ -	0.00%	\$ 1,926,600	**	N/A	1.56%
Milwaukee Area Technical College ¹	\$ 5,182,870	5,936	\$ 873	4.49%	\$ 5,237,438	6,016	\$ 871	4.24%
Milwaukee Institute of Art and Design	\$ 965,458	309	\$ 3,124	0.84%	\$ 968,833	312	\$ 3,105	0.78%
Milwaukee School of Engineering	\$ 2,281,500	725	\$ 3,147	1.97%	\$ 2,326,125	770	\$ 3,021	1.88%
Mount Mary University	\$ 1,529,840	519	\$ 2,948	1.32%	\$ 1,536,590	526	\$ 2,921	1.24%
UW Milwaukee	\$ 14,157,923	6,918	\$ 2,047	12.25%	\$ 14,240,614	6,995	\$ 2,036	11.53%
UW Parkside	\$ 2,873,150	1,383	\$ 2,077	2.49%	\$ 2,890,589	1,401	\$ 2,063	2.34%
Waukesha County Technical College ¹	\$ 830,455	957	\$ 868	0.72%	\$ 908,084	1,078	\$ 842	0.74%
Wisconsin Lutheran College	\$ 929,402	292	\$ 3,183	0.80%	\$ 945,152	306	\$ 3,089	0.77%
Statewide (not divided by campus and or students)	\$ 131,346	88	\$ 1,493	0.11%	\$ 131,346	88	\$ 1,493	0.11%
UW Flex	\$ 131,346	88	\$ 1,493	0.11%	\$ 131,346	88	\$ 1,493	0.11%
Out-of-State and For Profit ⁵	\$ 40,000	4	\$ 10,000	0.03%	\$ 40,000	4	\$ 10,000	0.03%
Western Michigan	\$ 40,000	4	\$ 10,000	0.03%	\$ 40,000	4	\$ 10,000	0.03%
TOTAL	\$ 115,541,888	67,027	\$ 1,724	100.00%	\$ 123,513,249	71,232	\$ 1,734	100.01%

¹ Primary campus location.² Formerly Wisconsin Indianhead Technical College³ Includes Aviation Awards.⁴ Medical College of Wisconsin Capitation program does not have award counts but only dollars spent.⁵ Programs: Hearing and Visually Handicapped Student Grant, Indian Student Assistance Grant or Teacher of the Visually Impaired Loan.

Health Services Scholarship Program, MN-WI Tuition Reciprocity, Primary Care & Psychiatry Shortage Grant, School Leadership Loan Program, Tribal College Payment, Veteran's Grant for Private Non-Profit Schools and Veterans Tuition Remission totals are not included.

**2020-2021 FINANCIAL AID PROGRAMS
ADMINISTERED BY THE HIGHER EDUCATIONAL AIDS BOARD ¹**

PROGRAM	DOLLARS APPROPRIATED	CARRIED FORWARD	OTHER	FUNDS AVAILABLE
ACADEMIC EXCELLENCE SCHOLARSHIP	\$3,027,000	\$0	\$0	\$3,027,000
IMPAIRED GRANT	\$122,600	\$58,707	\$0	\$181,307
INDIAN STUDENT ASSISTANCE GRANT	\$779,700	\$0	\$0	\$779,700
MINORITY TEACHER LOAN	\$259,500	\$0	\$0	\$259,500
MINORITY UNDERGRADUATE RETENTION GRANT ² Independent and Tribal Colleges	\$409,500	\$11,387	(\$13,000)	\$407,887
MINORITY UNDERGRADUATE RETENTION GRANT ² Technical Colleges	\$409,500	\$11,388	\$13,000	\$433,888
NURSING STUDENT LOAN	\$445,500	\$0	\$0	\$445,500
TALENT INCENTIVE PROGRAM GRANT	\$4,458,800	\$995,293	\$0	\$5,454,093
TEACHER LOAN PROGRAM	\$272,200	\$0	\$0	\$272,200
TEACHER OF THE VISUALLY IMPAIRED	\$99,000	\$0	\$0	\$99,000
TECHNICAL EXCELLENCE SCHOLARSHIP	\$890,000	\$122,000	\$0	\$1,012,000
WISCONSIN GRANT Private Non-Profit	\$28,504,600	\$1,268,228	\$0	\$29,772,828
WISCONSIN GRANT Tribal Colleges	\$481,800	\$0	\$0	\$481,800
WISCONSIN GRANT ³ UW System	\$61,894,100	\$1,268,808	(\$1,606,000)	\$61,556,908
WISCONSIN GRANT Wisconsin Technical Colleges	\$22,971,700	\$1,091,748	\$0	\$24,063,448
TOTAL	\$125,025,500	\$4,827,559	(\$1,606,000)	\$128,247,059

¹ With the exception of Dental Capitation, Health Services Scholarship Program, Medical College of Wisconsin Capitation, MN-WI Reciprocity, Primary Care & Psychiatry Shortage Grant, School Leadership Loan Program, Tribal College Payment Wisconsin Veteran's Grant for Private Non-Profit Schools and Wisconsin Veterans Remission.

² Funds within program transferred to sector for utilization.

³ 2019-20 program borrowed funds from 2020-21 (listed as Other); Carried Forward amount returned from 2019-20 to 2020-21.

2020-2021 FINANCIAL AID PROGRAMS ADMINISTERED BY THE HIGHER EDUCATIONAL AIDS BOARD ¹

PROGRAM	VOUCHERED 2020-21	REFUNDED 2020-21	DOLLARS SPENT	NUMBER OF AWARDS	AVERAGE AWARD
ACADEMIC EXCELLENCE SCHOLARSHIP	\$3,033,070	\$9,956	\$3,023,114	2,871	\$1,053
IMPAIRED GRANT	\$61,637	\$1,800	\$59,837	37	\$1,617
INDIAN STUDENT ASSISTANCE GRANT ²	\$439,847	\$15,442	\$426,757	476	\$897
MINORITY TEACHER LOAN	\$162,500	\$10,000	\$152,500	17	\$8,971
MINORITY UNDERGRADUATE RETENTION Independent and Tribal Colleges	\$386,679	\$554	\$386,125	233	\$1,657
MINORITY UNDERGRADUATE RETENTION Technical Colleges	\$439,951	\$8,533	\$431,418	486	\$888
NURSING STUDENT LOAN	\$322,750	\$15,000	\$307,750	124	\$2,482
TALENT INCENTIVE PROGRAM GRANT	\$4,070,818	\$44,685	\$4,030,358	2,715	\$1,484
TEACHER LOAN PROGRAM	\$290,774	\$25,000	\$265,774	34	\$265,774
TEACHER OF THE VISUALLY IMPAIRED	\$80,000	\$10,000	\$70,000	7	\$10,000
TECHNICAL EXCELLENCE SCHOLARSHIP	\$858,977	\$8,188	\$850,789	1,081	\$787
WISCONSIN GRANT ² Private Non-Profit	\$28,297,067	\$429,221	\$27,895,831	8,828	\$3,160
WISCONSIN GRANT ² Tribal Colleges	\$357,250	\$17,849	\$340,902	251	\$1,358
WISCONSIN GRANT UW System	\$62,065,680	\$1,192,125	\$60,873,555	29,881	\$2,037
WISCONSIN GRANT ² Wisconsin Technical Colleges	\$21,240,138	\$614,435	\$20,749,355	23,992	\$865
TOTAL	\$122,107,138	\$2,402,788	\$119,864,065	71,033	\$1,687

¹ With the exception of Dental Capitation, Health Services Scholarship Program, Medical College of Wisconsin Capitation, MN-WI Reciprocity, Primary Care & Psychiatry Shortage Grant, School Leadership Loan Program, Tribal College Payment, Wisconsin Veteran's Grant for Private Non-Profit Schools and Wisconsin Veterans Remission.

² Variances due to: Indian Student Assistance Grant PY returns \$2,352; TIP PY returns \$3,725 and \$600 posting error; WG-PNP refund posting error \$3,815, PY returns \$31,800; WG-Tribal PY returns \$1,501; WG-TC refund posting error \$3,815, PY returns \$119,837.

2020-2021
ACADEMIC EXCELLENCE SCHOLARSHIP

INSTITUTION	DOLLARS SPENT	NUMBER OF AWARDS	AVERAGE AWARD	% OF TOTAL DOLLARS SPENT
ALVERNO COLLEGE	\$5,625	5	\$1,125	0.19%
BELLIN COLLEGE	\$6,187	6	\$1,031	0.20%
BELOIT COLLEGE	\$2,250	2	\$1,125	0.07%
CARDINAL STRITCH UNIVERSITY	\$2,250	4	\$563	0.07%
CARROLL UNIVERSITY	\$45,001	44	\$1,023	1.49%
CARTHAGE COLLEGE	\$27,563	26	\$1,060	0.91%
CHIPPEWA VALLEY TECHNICAL COLLEGE	\$7,874	8	\$984	0.26%
CONCORDIA UNIVERSITY	\$42,188	39	\$1,082	1.40%
EDGEWOOD COLLEGE	\$13,501	13	\$1,039	0.45%
FOX VALLEY TECHNICAL COLLEGE	\$3,375	4	\$844	0.11%
GATEWAY TECHNICAL COLLEGE	\$1,125	1	\$1,125	0.04%
LAKELAND UNIVERSITY	\$1,125	1	\$1,125	0.04%
LAKESHORE TECHNICAL COLLEGE	\$2,250	2	\$1,125	0.07%
LAWRENCE UNIVERSITY	\$21,375	19	\$1,125	0.71%
MADISON COLLEGE	\$5,625	6	\$938	0.19%
MARANATHA BAPTIST UNIVERSITY	\$5,625	6	\$938	0.19%
MARIAN UNIVERSITY	\$6,750	6	\$1,125	0.22%
MARQUETTE UNIVERSITY	\$118,689	117	\$1,014	3.93%
MID-STATE TECHNICAL COLLEGE	\$1,125	1	\$1,125	0.04%
MILWAUKEE AREA TECHNICAL COLLEGE	\$3,375	10	\$338	0.11%
MILWAUKEE INSTITUTE OF ART AND DESIGN	\$3,375	3	\$1,125	0.11%
MILWAUKEE SCHOOL OF ENGINEERING	\$44,625	45	\$992	1.48%
MT MARY UNIVERSITY	\$6,750	7	\$964	0.22%
NICOLET TECHNICAL COLLEGE	\$1,686	3	\$562	0.06%
NORTHCENTRAL TECHNICAL COLLEGE	\$3,938	6	\$656	0.13%
NORTHEAST WISCONSIN TECHNICAL COLLEGE	\$7,313	8	\$914	0.24%
NORTHLAND COLLEGE	\$4,499	4	\$1,125	0.15%
NORTHWOOD TECHNICAL COLLEGE	\$3,375	3	\$1,125	0.11%
RIPON COLLEGE	\$19,125	18	\$1,063	0.63%
ST NORBERT COLLEGE	\$81,563	75	\$1,088	2.70%
UW EAU CLAIRE	\$173,821	165	\$1,053	5.75%
UW GREEN BAY	\$63,562	59	\$1,077	2.10%
UW LA CROSSE	\$203,069	195	\$1,041	6.72%
UW MADISON	\$1,528,346	1,423	\$1,074	50.56%
UW MILWAUKEE	\$82,691	77	\$1,074	2.74%
UW OSHKOSH	\$44,440	44	\$1,010	1.47%
UW PARKSIDE	\$17,439	18	\$969	0.58%
UW PLATTEVILLE	\$106,298	102	\$1,042	3.52%

**2020-2021
ACADEMIC EXCELLENCE SCHOLARSHIP**

(cont.)

UW RIVER FALLS	\$43,314	42	\$1,031	1.43%
UW STEVENS POINT	\$91,690	91	\$1,008	3.03%
UW STOUT	\$52,314	50	\$1,046	1.73%
UW SUPERIOR	\$16,313	15	\$1,088	0.54%
UW WHITEWATER	\$54,002	51	\$1,059	1.79%
VITERBO UNIVERSITY	\$27,563	26	\$1,060	0.91%
WESTERN TECHNICAL COLLEGE	\$3,375	7	\$482	0.11%
WISCONSIN LUTHERAN	\$15,750	14	\$1,125	0.52%
TOTAL	3,023,114	2,871	\$1,053	100%

Students Year in School by Sector

YEAR IN SCHOOL	UW SYSTEM	INDEPENDENT	WTC SYSTEM	% AWARDED
FRESHMEN	599	118	27	25.91%
SOPHOMORES	605	136	20	26.51%
JUNIORS	591	122	10	25.18%
SENIORS	537	104	2	22.40%
TOTAL	2,332	480	59	100.00%

Spent by Sector

SECTOR	DOLLARS SPENT	NUMBER OF AWARDS	AVERAGE AWARD	% OF TOTAL DOLLARS SPENT
INDEPENDENT	\$501,379	480	\$1,045	16.58%
UW SYSTEM	\$2,477,299	2,332	\$1,062	81.95%
WTC SYSTEM	\$44,436	59	\$753	1.47%
TOTAL	\$3,023,114	2,871	\$1,053	100.00%

NOTE: AES funds are matched by the participating institution.

**2020-2021
CAPITATION PROGRAMS**

Dental Contract

Total Spent: \$1,724,334 **Number of Students:** 200

Medical College of Wisconsin Capitation

Total Spent: \$1,926,600 **Number of Students:** 527

**2020-2021
IMPAIRED GRANT**

INSTITUTION	DOLLARS SPENT	NUMBER OF AWARDS	AVERAGE AWARD	% OF TOTAL DOLLARS SPENT
BLACKHAWK TECHNICAL COLLEGE	\$1,800	1	\$1,800	3.01%
CARROLL UNIVERSITY	\$1,800	1	\$1,800	3.01%
CARTHAGE COLLEGE	\$1,800	1	\$1,800	3.01%
CHIPPEWA VALLEY TECHNICAL COLLEGE	\$900	1	\$900	1.50%
CONCORDIA UNIVERSITY	\$1,800	1	\$1,800	3.01%
EDGEWOOD COLLEGE	\$1,800	1	\$1,800	3.01%
GATEWAY TECHNICAL COLLEGE	\$2,700	2	\$1,350	4.51%
LAKE SHORE TECHNICAL COLLEGE	\$1,800	1	\$1,800	3.01%
MADISON COLLEGE	\$1,800	1	\$1,800	3.01%
MILWAUKEE AREA TECHNICAL COLLEGE	\$1,800	1	\$1,800	3.01%
MILWAUKEE SCHOOL OF ENGINEERING	\$1,800	1	\$1,800	3.01%
MT MARY UNIVERSITY	\$1,800	1	\$1,800	3.01%
NORTH CENTRAL TECHNICAL COLLEGE	\$1,800	1	\$1,800	3.01%
UW EAU CLAIRE	\$1,800	1	\$1,800	3.01%
UW GREEN BAY	\$1,800	1	\$1,800	3.01%
UW MADISON	\$2,237	2	\$1,119	3.74%
UW MILWAUKEE	\$5,400	3	\$1,800	9.02%
UW OSHKOSH	\$1,800	1	\$1,800	3.01%
UW PLATTEVILLE	\$1,800	1	\$1,800	3.01%
UW RIVER FALLS	\$900	1	\$900	1.50%
UW STEVENS POINT	\$9,000	5	\$1,800	15.04%
UW WHITEWATER	\$10,800	7	\$1,543	18.04%
WESTERN TECHNICAL COLLEGE	\$900	1	\$900	1.50%
TOTAL	\$59,837	37	\$1,617	100.00%

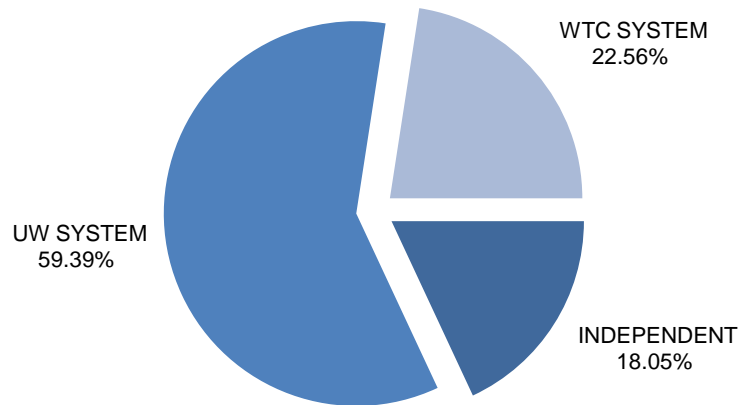
2020-2021 IMPAIRED GRANT

(cont.)

Spent by Year in School

YEAR IN SCHOOL	DOLLARS SPENT	NUMBER OF AWARDS	AVERAGE AWARD	% OF TOTAL DOLLARS SPENT
FRESHMEN	\$19,800	13	\$1,523	33.08%
SOPHOMORES	\$12,600	7	\$1,800	21.06%
JUNIORS	\$14,400	8	\$1,800	24.07%
SENIORS	\$8,537	6	\$1,423	14.27%
5TH YEAR	\$4,500	3	\$1,500	7.52%
TOTAL	\$59,837	37	\$1,617	100.00%

Spent by Sector



SECTOR	DOLLARS SPENT	NUMBER OF AWARDS	AVERAGE AWARD	% OF TOTAL DOLLARS SPENT
INDEPENDENT	\$10,800	6	\$1,800	18.05%
UW SYSTEM	\$35,537	22	\$1,615	59.39%
WTC SYSTEM	\$13,500	9	\$1,500	22.56%
TOTAL	\$59,837	37	\$1,617	100.00%

2020-2021
INDIAN STUDENT ASSISTANCE GRANT

INSTITUTION	DOLLARS SPENT	NUMBER OF AWARDS	AVERAGE AWARD	% OF TOTAL DOLLARS SPENT
BELLIN COLLEGE	\$1,100	1	\$1,100	0.26%
CARROLL COLLEGE	\$1,100	2	\$550	0.26%
CHIPPEWA VALLEY TECHNICAL COLLEGE	\$4,950	7	\$707	1.16%
COLLEGE OF MENOMINEE NATION	\$66,687	84	\$794	15.63%
CONCORDIA UNIVERSITY	\$3,300	5	\$660	0.77%
EDGEWOOD COLLEGE	\$2,200	2	\$1,100	0.52%
FOX VALLEY TECHNICAL COLLEGE	\$4,400	6	\$733	1.03%
GATEWAY TECHNICAL COLLEGE	\$1,100	1	\$1,100	0.26%
LAKELAND UNIVERSITY	\$3,300	3	\$1,100	0.77%
LAKESHORE TECHNICAL COLLEGE	\$4,400	4	\$1,100	1.03%
LAC COURTE OREILLES	\$29,387	33	\$891	6.89%
MADISON COLLEGE	\$12,650	13	\$973	2.96%
MARIAN UNIVERSITY	\$1,100	1	\$1,100	0.26%
MARQUETTE UNIVERSITY	\$4,400	4	\$1,100	1.03%
MID-STATE TECHNICAL COLLEGE	\$4,400	4	\$1,100	1.03%
MILWAUKEE INSTITUTE OF ART AND DESIGN	\$2,200	2	\$1,100	0.52%
MILWAUKEE AREA TECHNICAL COLLEGE	\$2,200	2	\$1,100	0.52%
NICOLET TECHNICAL COLLEGE	\$13,200	15	\$880	3.09%
NORTHCENTRAL TECHNICAL COLLEGE	\$7,150	8	\$894	1.68%
NORTHEAST WISCONSIN TECHNICAL COLLEGE	\$44,000	51	\$863	10.31%
NORTHLAND COLLEGE	\$3,300	4	\$825	0.77%
NORTHWOOD TECHNICAL COLLEGE	\$6,050	6	\$1,008	1.42%
RIPON COLLEGE	\$2,200	2	\$1,100	0.52%
SOUTHWEST WISCONSIN TECHNICAL COLLEGE	\$1,100	1	\$1,100	0.26%
ST NORBERT COLLEGE	\$3,300	4	\$825	0.77%
UW EAU CLAIRE	\$6,555	7	\$936	1.54%
UW GREEN BAY	\$68,928	77	\$895	16.15%
UW LA CROSSE	\$8,250	8	\$1,031	1.93%
UW MADISON	\$15,950	16	\$997	3.74%
UW MILWAUKEE	\$26,400	27	\$978	6.19%
UW OSHKOSH	\$11,000	11	\$1,000	2.58%
UW PLATTEVILLE	\$4,950	6	\$825	1.16%
UW STEVENS POINT	\$23,100	22	\$1,050	5.41%
UW STOUT	\$6,600	7	\$943	1.55%
UW SUPERIOR	\$4,950	6	\$825	1.16%
UW WHITEWATER	\$1,100	1	\$1,100	0.26%

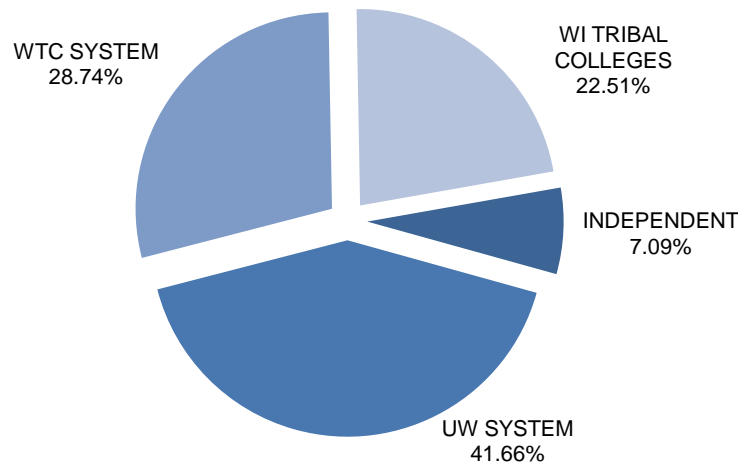
2020-2021
INDIAN STUDENT ASSISTANCE GRANT
 (cont.)

INSTITUTION	DOLLARS SPENT	NUMBER OF AWARDS	AVERAGE AWARD	% OF TOTAL DOLLARS SPENT
VITERBO UNIVERSITY	\$2,200	2	\$1,100	0.52%
WAUKESHA COUNTY TECHNICAL COLLEGE	\$1,650	2	\$825	0.39%
WESTERN TECHNICAL COLLEGE	\$15,400	18	\$856	3.61%
WISCONSIN LUTHERAN COLLEGE	\$550	1	\$550	0.13%
TOTAL	\$426,757	476	\$897	100.00%

Top Five

INSTITUTION	DOLLARS SPENT	NUMBER OF AWARDS	AVERAGE AWARD	% OF TOTAL DOLLARS SPENT
UW GREEN BAY	\$68,928	77	\$895	16.15%
COLLEGE OF MENOMINEE NATION	\$66,687	84	\$794	15.63%
NORTHEAST WISCONSIN TECHNICAL COLLEGE	\$44,000	51	\$863	10.31%
LAC COURTE OREILLES	\$29,387	33	\$891	6.89%
UW MILWAUKEE	\$26,400	27	\$978	6.19%

Spent by Sector



SECTOR	DOLLARS SPENT	NUMBER OF AWARDS	AVERAGE AWARD	% OF TOTAL DOLLARS SPENT
INDEPENDENT	\$30,250	33	\$917	7.09%
UW SYSTEM	\$177,783	188	\$946	41.66%
WTC SYSTEM	\$122,650	138	\$889	28.74%
WI TRIBAL COLLEGES	\$96,074	117	\$821	22.51%
TOTAL	\$426,757	476	\$897	100.00%

2020-2021 MINORITY TEACHER LOAN

INSTITUTION	DOLLARS SPENT	NUMBER OF AWARDS	AVERAGE AWARD	% OF TOTAL DOLLARS SPENT
CARROLL UNIVERSITY	\$2,500	1	\$2,500	1.64%
CONCORDIA UNIVERSITY	\$150,000	16	\$9,375	98.36%
TOTAL	\$152,500	17	\$8,971	100.00%

Spent by Sector

SECTOR	DOLLARS SPENT	NUMBER OF AWARDS	AVERAGE AWARD	% OF TOTAL DOLLARS SPENT
INDEPENDENT	\$152,500	17	\$8,971	100.00%
TOTAL	\$152,500	17	\$8,971	100.00%

Status of Recipients

SUMMARY	Number of Recipients	Percentage of Recipients
Open Accounts	173	89.64%
Closed Accounts	20	10.36%
TOTAL ACCOUNTS:	193	100%

OPEN ACCOUNTS	Number of Recipients	Percentage of Recipients
Enrolled	29	16.76%
Forgiveness Grace Period	22	12.72%
Repayment	34	19.65%
Deferment	7	4.05%
Bankruptcy	4	2.31%
At DOR for Collection	77	44.51%
TOTAL OPEN ACCOUNTS:	173	100%

CLOSED ACCOUNTS	Number of Recipients	Percentage of Recipients
Forgiven in Full	6	12.77%
Paid in Full	14	29.79%
Closed at DOR	12	25.53%
DOR Write Off	14	29.79%
Deceased	1	2.13%
TOTAL CLOSED ACCOUNTS:	47	100%

2020-2021
MINORITY UNDERGRADUATE RETENTION GRANT
 INDEPENDENT COLLEGES / UNIVERSITIES AND TRIBAL COLLEGES

INSTITUTION	DOLLARS SPENT	NUMBER OF AWARDS	AVERAGE AWARD	% OF TOTAL DOLLARS SPENT
ALVERNO COLLEGE	\$49,500	25	\$1,980	12.82%
BELLIN COLLEGE	\$700	1	\$700	0.18%
BELOIT COLLEGE	\$2,685	2	\$1,343	0.70%
CARDINAL STRITCH UNIVERSITY	\$27,240	12	\$2,270	7.05%
CARROLL UNIVERSITY	\$17,600	16	\$1,100	4.56%
CARTHAGE COLLEGE	\$24,640	10	\$2,464	6.38%
COLLEGE OF MENOMINEE NATION	\$16,375	18	\$910	4.24%
CONCORDIA UNIVERSITY	\$17,750	8	\$2,219	4.60%
EDGEWOOD COLLEGE	\$16,350	8	\$2,044	4.23%
HERZING UNIVERSITY	\$15,805	9	\$1,756	4.09%
LAC COURTE OREILLES	\$8,945	10	\$895	2.32%
LAKELAND UNIVERSITY	\$18,790	13	\$1,445	4.87%
LAWRENCE UNIVERSITY	\$3,675	3	\$1,225	0.95%
MARANATHA BAPTIST UNIVERSITY	\$2,500	1	\$2,500	0.65%
MARIAN UNIVERSITY	\$13,920	9	\$1,547	3.61%
MARQUETTE UNIVERSITY	\$64,620	36	\$1,795	16.74%
MILWAUKEE INSTITUTE OF ART AND DESIGN	\$11,530	8	\$1,441	2.99%
MILWAUKEE SCHOOL OF ENGINEERING	\$17,200	8	\$2,150	4.45%
MT MARY UNIVERSITY	\$30,815	17	\$1,813	7.98%
RIPON COLLEGE	\$4,975	6	\$829	1.29%
ST NORBERT COLLEGE	\$10,440	5	\$2,088	2.70%
VITERBO UNIVERSITY	\$5,270	3	\$1,757	1.36%
WISCONSIN LUTHERAN COLLEGE	\$4,800	5	\$960	1.24%
TOTAL	\$386,125	233	\$1,657	100.00%

Spent by Sector

SECTOR	DOLLARS SPENT	NUMBER OF AWARDS	AVERAGE AWARD	% OF TOTAL DOLLARS SPENT
INDEPENDENT	\$360,805	205	\$1,760	93.44%
TRIBAL COLLEGES	\$25,320	28	\$904	6.56%
TOTAL	\$386,125	233	\$1,657	100.00%

Spent by Year in School

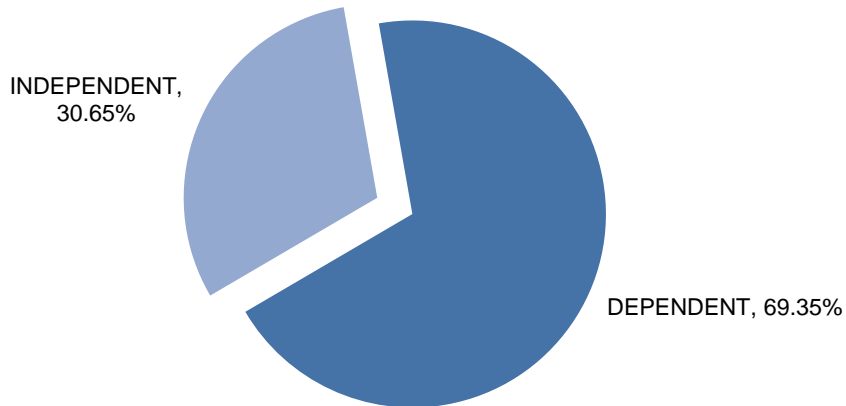
YEAR IN SCHOOL	DOLLARS SPENT	NUMBER OF AWARDS	AVERAGE AWARD	% OF TOTAL DOLLARS SPENT
SOPHOMORES	\$108,749	66	\$1,648	28.16%
JUNIORS	\$178,486	102	\$1,750	46.22%
SENIORS	\$86,130	56	\$1,538	22.31%
5TH YEAR STUDENTS	\$12,760	9	\$1,418	3.31%
TOTAL	\$386,125	233	\$1,657	100.00%

2020-2021
MINORITY UNDERGRADUATE RETENTION GRANT
 INDEPENDENT COLLEGES / UNIVERSITIES AND TRIBAL COLLEGES
 (cont.)

Spent by Ethnicity

ETHNICITY	DOLLARS SPENT	NUMBER OF AWARDS	AVERAGE AWARD	% OF TOTAL DOLLARS SPENT
AFRICAN-AMERICAN	\$178,394	99	\$1,802	46.20%
AMERICAN INDIAN	\$34,981	33	\$1,060	9.06%
ASIAN-AMERICAN	\$21,043	13	\$1,619	5.45%
HISPANIC	\$151,707	88	\$1,724	39.29%
TOTAL	\$386,125	233	\$1,657	100.00%

Spent by Dependency Status



ETHNICITY	DOLLARS SPENT	NUMBER OF AWARDS	AVERAGE AWARD	% OF TOTAL DOLLARS SPENT
DEPENDENT	\$267,789	155	\$1,728	69.35%
INDEPENDENT	\$118,336	78	\$1,517	30.65%
TOTAL	\$386,125	233	\$1,657	100.00%

2020-2021
MINORITY UNDERGRADUATE RETENTION GRANT
WISCONSIN TECHNICAL COLLEGE SYSTEM

INSTITUTION	DOLLARS SPENT	NUMBER OF AWARDS	AVERAGE AWARD	% OF TOTAL DOLLARS SPENT
BLACKHAWK TECHNICAL COLLEGE	\$8,045	10	\$804.50	1.86%
CHIPPEWA VALLEY TECHNICAL COLLEGE	\$30,000	16	\$1,875	6.95%
FOX VALLEY TECHNICAL COLLEGE	\$26,345	52	\$507	6.11%
GATEWAY TECHNICAL COLLEGE	\$52,740	150	\$352	12.22%
LAKESHORE TECHNICAL COLLEGE	\$6,820	10	\$682	1.58%
MADISON COLLEGE	\$33,090	46	\$719	7.67%
MID-STATE TECHNICAL COLLEGE	\$3,565	8	\$446	0.83%
MILWAUKEE AREA TECHNICAL COLLEGE	\$174,800	97	\$1,802	40.52%
MORAIN PARK TECHNICAL COLLEGE	\$16,095	18	\$894	3.73%
NICOLET AREA TECHNICAL COLLEGE	\$4,068	6	\$678	0.94%
NORTHCENTRAL TECHNICAL COLLEGE	\$3,155	6	\$526	0.73%
NORTHEAST TECHNICAL COLLEGE	\$16,190	17	\$952	3.75%
NORTHWOOD TECHNICAL COLLEGE	\$3,765	3	\$1,255	0.87%
SOUTHWEST WISCONSIN TECHNICAL COLLEGE	\$1,730	1	\$1,730	0.40%
WAUKESHA COUNTY TECHNICAL COLLEGE	\$37,160	31	\$1,199	8.61%
WESTERN TECHNICAL COLLEGE	\$13,850	15	\$923	3.21%
TOTAL	\$431,418	486	\$888	99.98%

Spent by Year in School

YEAR IN SCHOOL	DOLLARS SPENT	NUMBER OF AWARDS	AVERAGE AWARD	% OF TOTAL DOLLARS SPENT
SOPHOMORES	\$338,687	365	\$928	78.51%
JUNIORS	\$74,017	87	\$851	17.16%
SENIORS	\$12,964	23	\$564	3.00%
5TH YEAR STUDENTS	\$5,750	11	\$523	1.33%
TOTAL	\$431,418	486	\$888	100.00%

2020-2021
MINORITY UNDERGRADUATE RETENTION GRANT
WISCONSIN TECHNICAL COLLEGE SYSTEM
 (cont.)

Spent by Ethnicity

YEAR IN SCHOOL	DOLLARS SPENT	NUMBER OF AWARDS	AVERAGE AWARD	% OF TOTAL DOLLARS SPENT
AFRICAN-AMERICAN	\$205,923	203	\$1,015	47.73%
AMERICAN INDIAN	\$28,955	36	\$804	6.71%
ASIAN-AMERICAN	\$55,439	62	\$894	12.85%
HISPANIC	\$141,101	185	\$763	32.71%
TOTAL	\$431,418	486	\$888	100.00%

Spent by Dependency Status



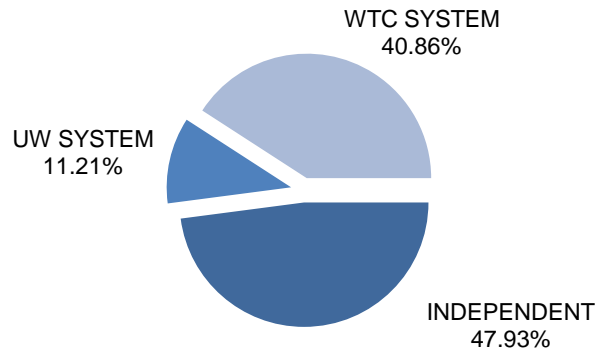
STATUS	DOLLARS SPENT	NUMBER OF AWARDS	AVERAGE AWARD	% OF TOTAL DOLLARS SPENT
DEPENDENT	\$104,785	135	\$776	24.29%
INDEPENDENT	\$326,633	351	\$931	75.71%
TOTAL	\$431,418	486	\$888	100.00%

2020-21
NURSING STUDENT LOAN

INSTITUTION	DOLLARS SPENT	NUMBER OF AWARDS	AVERAGE AWARD	% OF TOTAL DOLLARS SPENT
ALVERNO COLLEGE	\$22,500	10	\$2,250	7.31%
BELLIN COLLEGE	\$15,000	5	\$3,000	4.87%
BLACKHAWK TECHNICAL COLLEGE	\$9,000	6	\$1,500	2.92%
CARDINAL STRITCH UNIVERSITY	\$6,000	3	\$2,000	1.95%
CARROLL UNIVERSITY	\$15,000	5	\$3,000	4.87%
CARTHAGE COLLEGE	\$12,000	4	\$3,000	3.90%
CHIPPEWA VALLEY TECHNICAL COLLEGE	\$12,000	5	\$2,400	3.90%
CONCORDIA UNIVERSITY	\$12,000	4	\$3,000	3.90%
EDGEWOOD COLLEGE	\$9,000	3	\$3,000	2.92%
FOX VALLEY TECHNICAL COLLEGE	\$12,000	5	\$2,400	3.90%
GATEWAY TECHNICAL COLLEGE	\$3,000	1	\$3,000	0.97%
HERZING UNIVERSITY	\$3,000	1	\$3,000	0.97%
LAKESHORE TECHNICAL COLLEGE	\$6,000	3	\$2,000	1.95%
MADISON COLLEGE	\$12,000	6	\$2,000	3.90%
MARANATHA BAPTIST UNIVERSITY	\$9,000	3	\$3,000	2.92%
MARQUETTE UNIVERSITY	\$9,000	3	\$3,000	2.92%
MID-STATE TECHNICAL COLLEGE	\$3,000	1	\$3,000	0.97%
MILWAUKEE AREA TECHNICAL COLLEGE	\$5,000	5	\$1,000	1.62%
MILWAUKEE SCHOOL OF ENGINEERING	\$18,000	6	\$3,000	5.85%
MT MARY UNIVERSITY	\$2,000	1	\$2,000	0.65%
NICOLET TECHNICAL COLLEGE	\$6,750	3	\$2,250	2.19%
NORTHCENTRAL TECHNICAL COLLEGE	\$12,000	5	\$2,400	3.90%
NORTHEAST WISCONSIN TECHNICAL COLLEGE	\$9,000	3	\$3,000	2.92%
NORTHWOOD TECHNICAL COLLEGE	\$9,000	3	\$3,000	2.92%
SOUTHWEST WISCONSIN TECHNICAL COLLEGE	\$15,000	5	\$3,000	4.87%
UW EAU CLAIRE	\$3,000	1	\$3,000	0.97%
UW GREEN BAY	\$6,000	2	\$3,000	1.95%
UW OSHKOSH	\$13,500	6	\$2,250	4.39%
UW PARKSIDE	\$12,000	4	\$3,000	3.90%
VITERBO UNIVERSITY	\$15,000	6	\$2,500	4.87%
WESTERN TECHNICAL COLLEGE	\$12,000	6	\$2,000	3.96%
TOTAL	\$307,750	124	\$2,482	100.00%

2020-2021
NURSING STUDENT LOAN
 (cont.)

Spent by Sector



SECTOR	DOLLARS SPENT	NUMBER OF AWARDS	AVERAGE AWARD	% OF TOTAL DOLLARS SPENT
INDEPENDENT	\$147,500	54	\$2,731	47.93%
UW SYSTEM	\$34,500	13	\$2,654	11.21%
WTC SYSTEM	\$125,750	57	\$2,206	40.86%
TOTAL	\$307,750	124	\$2,482	100.00%

Status of Recipients

SUMMARY	Number of Recipients	Percentage of Recipients
Open Accounts	682	83.37%
Closed Accounts	136	16.63%
TOTAL ACCOUNTS:	818	100.00%

OPEN ACCOUNTS	Number of Recipients	Percentage of Recipients
Enrolled	90	13.20%
Forgiveness Grace Period	128	18.77%
Repayment	311	45.60%
Deferment	3	0.44%
Bankruptcy	8	1.17%
At DOR for Collection	142	20.82%
TOTAL OPEN ACCOUNTS:	682	100.00%

CLOSED ACCOUNTS	Number of Recipients	Percentage of Recipients
Paid in Full	91	66.91%
Closed at DOR	32	23.53%
DOR Write Off	9	6.62%
Permanent Disability	1	0.74%
Cancelled	3	2.20%
TOTAL CLOSED ACCOUNTS:	136	100.00%

2020-2021
TALENT INCENTIVE PROGRAM (TIP)

INSTITUTION	DOLLARS SPENT	NUMBER OF AWARDS	AVERAGE AWARD	% OF TOTAL DOLLARS SPENT
ALVERNO COLLEGE	\$108,900	75	\$1,452	2.70%
BELLIN COLLEGE	\$1,750	1	\$1,750	0.04%
BELOIT COLLEGE	\$7,000	5	\$1,400	0.17%
BLACKHAWK TECHNICAL COLLEGE	\$28,450	22	\$1,293	0.71%
CARDINAL STRITCH UNIVERSITY	\$20,275	15	\$1,352	0.50%
CARROLL UNIVERSITY	\$92,710	63	\$1,472	2.30%
CARTHAGE COLLEGE	\$8,500	5	\$1,700	0.21%
CHIPPEWA VALLEY TECHNICAL COLLEGE	\$68,950	50	\$1,379	1.71%
COLLEGE OF MENOMINEE NATION	\$7,750	6	\$1,292	0.19%
CONCORDIA UNIVERSITY	\$14,200	9	\$1,578	0.35%
EDGEWOOD COLLEGE	\$19,983	14	\$1,427	0.50%
FOX VALLEY TECHNICAL COLLEGE	\$33,475	28	\$1,196	0.83%
GATEWAY TECHNICAL COLLEGE	\$44,650	38	\$1,175	1.11%
LAC COURTE OREILLES	\$26,550	24	\$1,106	0.66%
LAKELAND UNIVERSITY	\$51,225	34	\$1,507	1.27%
LAKESHORE TECHNICAL COLLEGE	\$18,100	13	\$1,392	0.45%
LAWRENCE UNIVERSITY	\$38,717	24	\$1,613	0.96%
MADISON COLLEGE	\$36,600	30	\$1,220	0.91%
MARANATHA BAPTIST UNIVERSITY	\$14,000	8	\$1,750	0.35%
MARIAN UNIVERSITY	\$66,575	45	\$1,479	1.65%
MARQUETTE UNIVERSITY	\$264,950	162	\$1,635	6.57%
MID-STATE TECHNICAL COLLEGE	\$22,675	17	\$1,334	0.56%
MILWAUKEE AREA TECHNICAL COLLEGE	\$202,590	146	\$1,388	5.03%
MILWAUKEE INSTITUTE OF ART AND DESIGN	\$15,750	14	\$1,125	0.39%
MILWAUKEE SCHOOL OF ENGINEERING	\$36,467	26	\$1,403	0.90%
MORAIN PARK TECHNICAL COLLEGE	\$18,825	15	\$1,255	0.47%
MT MARY UNIVERSITY	\$126,225	80	\$1,578	3.13%
NICOLET TECHNICAL COLLEGE	\$16,382	13	\$1,260	0.41%
NORTHCENTRAL TECHNICAL COLLEGE	\$24,175	23	\$1,051	0.60%
NORTHEAST WISCONSIN TECHNICAL COLLEGE	\$34,600	22	\$1,573	0.86%
NORTHLAND COLLEGE	\$11,475	7	\$1,639	0.28%
NORTHWOOD TECHNICAL COLLEGE	\$88,800	68	\$1,306	2.20%
RIPON COLLEGE	\$80,367	57	\$1,410	1.99%
ST NORBERT COLLEGE	\$37,575	25	\$1,503	0.93%
SOUTHWEST TECHNICAL COLLEGE	\$9,150	6	\$1,525	0.23%
UW EAU CLAIRE	\$194,096	134	\$1,448	4.82%

2020-2021
TALENT INCENTIVE PROGRAM (TIP)

(cont.)

INSTITUTION	DOLLARS SPENT	NUMBER OF AWARDS	AVERAGE AWARD	% OF TOTAL DOLLARS SPENT
UW GREEN BAY	\$122,346	86	\$1,423	3.04%
UW LA CROSSE	\$105,520	66	\$1,599	2.62%
UW MADISON	\$348,870	209	\$1,669	8.66%
UW MILWAUKEE	\$445,003	290	\$1,534	11.04%
UW OSHKOSH	\$211,455	137	\$1,543	5.25%
UW PARKSIDE	\$156,825	107	\$1,466	3.89%
UW PLATTEVILLE	\$63,076	40	\$1,577	1.57%
UW RIVER FALLS	\$64,975	40	\$1,624	1.61%
UW STEVENS POINT	\$231,101	160	\$1,444	5.73%
UW STOUT	\$110,625	68	\$1,627	2.74%
UW SUPERIOR	\$41,550	32	\$1,298	1.03%
UW WHITEWATER	\$127,875	81	\$1,579	3.17%
VITERBO COLLEGE	\$50,625	32	\$1,582	1.26%
WAUKESHA COUNTY TECHNICAL COLLEGE	\$4,375	3	\$1,458	0.11%
WESTERN TECHNICAL COLLEGE	\$39,625	31	\$1,278	0.98%
WISCONSIN LUTHERAN COLLEGE	\$14,050	9	\$1,561	0.35%
TOTAL	4,030,358	2,715	\$1,484	100.00%

Spent by Year in School

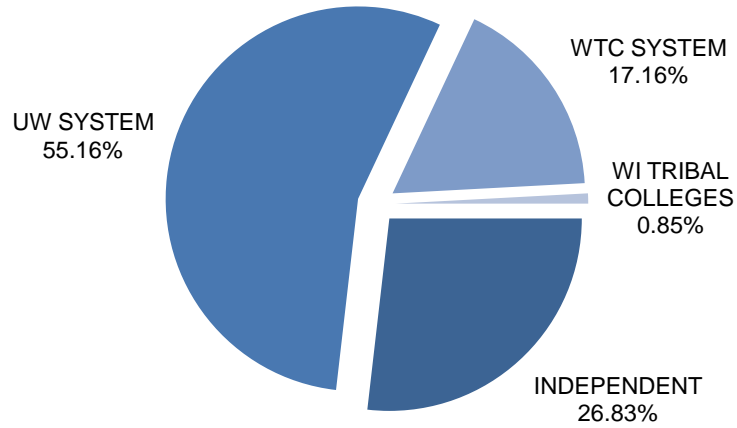
INSTITUTION	DOLLARS SPENT	NUMBER OF AWARDS	AVERAGE AWARD	% OF TOTAL DOLLARS SPENT
FRESHMAN	\$1,259,003	965	\$1,305	31.24%
SOPHOMORES	\$1,117,993	710	\$1,575	27.74%
JUNIORS	\$921,144	564	\$1,633	22.86%
SENIORS	\$572,076	353	\$1,621	14.19%
5TH YEAR STUDENTS	\$160,142	123	\$1,302	3.97%
TOTAL	\$4,030,358	2,715	\$1,484	100.00%

Spent by Dependency Status

STATUS	DOLLARS SPENT	NUMBER OF AWARDS	AVERAGE AWARD	% OF TOTAL DOLLARS SPENT
DEPENDENT	\$3,368,909	2,232	\$1,509	83.59%
INDEPENDENT	\$661,449	483	\$1,369	16.41%
TOTAL	4,030,358	2,715	\$1,484	100.00%

2020-2021
TALENT INCENTIVE PROGRAM (TIP)
 (cont.)

Spent by Sector



SECTOR	DOLLARS SPENT	NUMBER OF AWARDS	AVERAGE AWARD	% OF TOTAL DOLLARS SPENT
INDEPENDENT	\$1,081,319	710	\$1,523	26.83%
UW SYSTEM	\$2,223,317	1,450	\$1,533	55.16%
WTC SYSTEM	\$691,422	525	\$1,317	17.16%
WI TRIBAL COLLEGES	\$34,300	30	\$1,143	0.85%
TOTAL	\$4,030,358	2,715	\$1,484	100.00%

2020-2021
TEACHER LOAN PROGRAM

INSTITUTION	DOLLARS SPENT	NUMBER OF AWARDS	AVERAGE AWARD	% OF TOTAL DOLLARS SPENT
ALVERNO COLLEGE	\$7,000	1	\$7,000	2.63%
CARROLL UNIVERSITY	\$10,000	2	\$5,000	3.76%
MARANATHA BAPTIST UNIVERSITY	\$30,000	3	\$10,000	11.29%
RIPPON COLLEGE	\$20,000	3	\$6,667	7.53%
ST NORBERT COLLEGE	\$30,000	3	\$10,000	11.29%
UW OSHKOSH	\$10,000	1	\$10,000	3.76%
UW STEVENS POINT	\$75,000	8	\$9,375	28.22%
UW STOUT	\$18,662	2	\$9,331	7.02%
UW SUPERIOR	\$65,112	11	\$5,919	24.50%
TOTAL	\$265,774.00	34	\$7,817	100.00%

Status of Recipients

SUMMARY	Number of Recipients	Percentage of Recipients
Open Accounts	107	77.02%
Closed Accounts	17	22.98%
TOTAL ACCOUNTS:	124	100.00%

OPEN ACCOUNTS	Number of Recipients	Percentage of Recipients
In School and Forgiveness Grace Period	59	55.14%
Repayment	26	24.30%
Bankruptcy	1	0.93%
At DOR for Collection	21	19.63%
TOTAL OPEN ACCOUNTS:	107	100.00%

CLOSED ACCOUNTS	Number of Recipients	Percentage of Recipients
Paid in Full	4	23.53%
Forgiven in Full	5	29.41%
Closed at DOR	3	17.65%
DOR Write Off	5	29.41%
TOTAL CLOSED ACCOUNTS:	17	100.00%

2020-2021
TEACHER OF THE VISUALLY IMPAIRED LOAN

INSTITUTION	DOLLARS SPENT	NUMBER OF AWARDS	AVERAGE AWARD	% OF TOTAL DOLLARS SPENT
CONCORDIA UNIVERSITY	\$30,000	3	\$10,000	42.86%
WESTERN MICHIGAN UNIVERSITY	\$40,000	4	\$10,000	57.14%
TOTAL	\$70,000.00	7	\$10,000	100.00%

Status of Recipients

SUMMARY	Number of Recipients	Percentage of Recipients
Open Accounts	16	77.02%
Closed Accounts	6	22.98%
TOTAL ACCOUNTS:	22	100.00%

OPEN ACCOUNTS	Number of Recipients	Percentage of Recipients
In School and Forgiveness Grace Period	13	81.25%
Repayment	2	12.50%
At DOR for Collection	1	6.25%
TOTAL OPEN ACCOUNTS:	16	100.00%

CLOSED ACCOUNTS	Number of Recipients	Percentage of Recipients
Forgiven in Full	4	66.67%
Paid in Full	2	33.33%
TOTAL CLOSED ACCOUNTS:	6	100.00%

2020-2021
TECHNICAL EXCELLENCE SCHOLARSHIP

INSTITUTION	DOLLARS SPENT	NUMBER OF AWARDS	AVERAGE AWARD	% OF TOTAL DOLLARS SPENT
BLACKHAWK TECHNICAL COLLEGE	\$18,873	37	\$510	2.22%
CHIPPEWA VALLEY TECHNICAL COLLEGE	\$75,861	90	\$843	8.92%
FOX VALLEY TECHNICAL COLLEGE	\$130,304	149	\$875	15.32%
GATEWAY TECHNICAL COLLEGE	\$41,067	58	\$708	4.83%
LAKESHORE TECHNICAL COLLEGE	\$33,753	35	\$964	3.97%
MADISON COLLEGE	\$92,260	111	\$831	10.84%
MILWAUKEE AREA TECHNICAL COLLEGE	\$51,193	70	\$731	6.02%
MID-STATE TECHNICAL COLLEGE	\$26,438	28	\$944	3.11%
MORAIN PARK TECHNICAL COLLEGE	\$39,940	44	\$908	4.69%
NICOLET TECHNICAL COLLEGE	\$6,751	11	\$614	0.79%
NORTHCENTRAL TECHNICAL COLLEGE	\$50,870	68	\$748	5.98%
NORTHEAST WISCONSIN TECHNICAL COLLEGE	\$80,044	120	\$667	9.41%
NORTHWOOD TECHNICAL COLLEGE	\$32,064	40	\$802	3.77%
SOUTHWEST TECHNICAL COLLEGE	\$35,740	36	\$993	4.20%
WAUKESHA COUNTY TECHNICAL COLLEGE	\$77,629	121	\$642	9.12%
WESTERN TECHNICAL COLLEGE	\$58,002	63	\$921	6.82%
TOTAL	\$850,789	1,081	\$787	100%

NOTE: TES funds are matched by the participating institution.

Students Year in School

YEAR IN SCHOOL	WTC SYSTEM	% AWARDED
1st Year / Freshman	535	49.49%
2nd Year / Sophomore	375	34.69%
3rd Year / Junior	171	15.82%
TOTAL	1,081	100.00%

2020-2021
WISCONSIN GRANT
PRIVATE NON-PROFIT

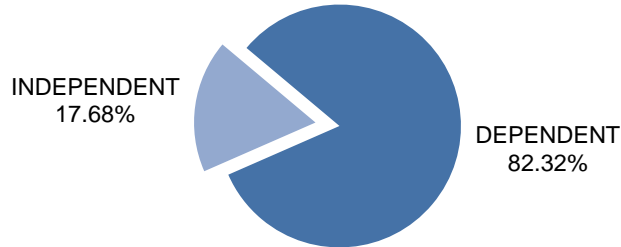
INSTITUTION	DOLLARS SPENT	NUMBER OF AWARDS	AVERAGE AWARD	% OF TOTAL DOLLARS SPENT
ALVERNO COLLEGE	\$1,698,986	569	\$2,986	6.09%
BELLIN COLLEGE	\$274,070	92	\$2,979	0.98%
BELOIT COLLEGE	\$340,517	103	\$3,306	1.22%
CARDINAL STRITCH UNIVERSITY	\$676,538	231	\$2,929	2.43%
CARROLL UNIVERSITY	\$2,426,998	771	\$3,148	8.70%
CARTHAGE COLLEGE	\$1,204,512	384	\$3,137	4.32%
CONCORDIA UNIVERSITY	\$1,560,058	464	\$3,362	5.59%
EDGEWOOD COLLEGE	\$1,410,146	447	\$3,155	5.06%
FOX VALLEY - AVIATION	\$1,750	1	\$1,750	0.01%
HERZING UNIVERSITY	\$1,470,129	626	\$2,348	5.27%
LAKELAND UNIVERSITY	\$951,632	320	\$2,974	3.41%
LAWRENCE UNIVERSITY	\$504,966	153	\$3,300	1.81%
MARANATHA BAPTIST UNIVERSITY	\$288,436	97	\$2,974	1.03%
MARIAN UNIVERSITY	\$1,335,463	415	\$3,218	4.79%
MARQUETTE UNIVERSITY	\$3,722,008	1,091	\$3,412	13.34%
MILWAUKEE INSTITUTE OF ART AND DESIGN	\$935,978	285	\$3,284	3.36%
MILWAUKEE SCHOOL OF ENGINEERING	\$2,208,033	684	\$3,228	7.92%
MT MARY UNIVERSITY	\$1,369,000	420	\$3,260	4.91%
NORTHLAND COLLEGE	\$391,931	120	\$3,266	1.40%
RIPON COLLEGE	\$1,202,474	352	\$3,416	4.31%
ST NORBERT COLLEGE	\$1,828,917	537	\$3,406	6.56%
VITERBO UNIVERSITY	\$1,183,287	389	\$3,042	4.24%
WISCONSIN LUTHERAN COLLEGE	\$910,002	277	\$3,285	3.26%
TOTAL	\$27,895,831	8,828	\$3,160	100.00%

Spent by Year in School

YEAR IN SCHOOL	DOLLARS SPENT	NUMBER OF AWARDS	AVERAGE AWARD	% OF TOTAL DOLLARS SPENT
FRESHMEN	\$8,177,360	2,651	\$3,085	29.31%
SOPHOMORES	\$6,690,438	2,044	\$3,273	23.98%
JUNIORS	\$7,099,027	2,165	\$3,279	25.45%
SENIORS	\$4,985,528	1,592	\$3,132	17.87%
5TH YEAR STUDENTS	\$943,478	376	\$2,509	3.39%
TOTAL	\$27,895,831	8,828	\$3,160	100.00%

**2020-2021
WISCONSIN GRANT
PRIVATE NON-PROFIT
(cont.)**

Spent by Dependency Status



STATUS	DOLLARS SPENT	NUMBER OF AWARDS	AVERAGE AWARD	% OF TOTAL DOLLARS SPENT
DEPENDENT	\$22,962,691	6,981	\$3,289	82.32%
INDEPENDENT	\$4,933,140	1,847	\$2,671	17.68%
TOTAL	\$27,895,831	8,828	\$3,160	100.00%

**2020-2021
WISCONSIN GRANT
TRIBAL COLLEGES**

INSTITUTION	DOLLARS SPENT	NUMBER OF AWARDS	AVERAGE AWARD	% OF TOTAL DOLLARS SPENT
COLLEGE OF MENOMINEE NATION	\$146,061	116	\$1,259	42.85%
LAC COURTE OREILLES OJIBWA	\$194,841	135	\$1,443	57.15%
TOTAL	\$340,902	251	\$1,358	100.00%

Spent by Year in School

YEAR IN SCHOOL	DOLLARS SPENT	NUMBER OF AWARDS	AVERAGE AWARD	% OF TOTAL DOLLARS SPENT
FRESHMAN	\$124,454	96	\$1,296	36.51%
SOPHOMORES	\$98,010	75	\$1,307	28.75%
JUNIORS	\$88,405	59	\$1,498	25.93%
SENIORS	\$21,633	17	\$1,273	6.35%
5TH YEAR STUDENTS	\$8,400	4	\$2,100	2.46%
TOTAL	\$340,902	251	\$1,358	100.00%

Spent by Dependency Status



STATUS	DOLLARS SPENT	NUMBER OF AWARDS	AVERAGE AWARD	% OF TOTAL DOLLARS SPENT
DEPENDENT	\$33,511	30	\$1,117	9.83%
INDEPENDENT	\$307,391	221	\$1,391	90.17%
TOTAL	\$340,902	251	\$1,358	100.00%

2020-2021
WISCONSIN GRANT
UNIVERSITY OF WISCONSIN SYSTEM

INSTITUTION	DOLLARS SPENT	NUMBER OF AWARDS	AVERAGE AWARD	% OF TOTAL DOLLARS SPENT
UW EAU CLAIRE	\$4,043,722	2,049	\$1,974	6.64%
UW FLEX	\$131,346	88	\$1,493	0.22%
UW GREEN BAY	\$4,874,713	2,425	\$2,010	8.01%
UW LA CROSSE	\$3,099,126	1,670	\$1,856	5.09%
UW MADISON	\$7,946,737	3,811	\$2,085	13.05%
UW MILWAUKEE	\$13,681,120	6,598	\$2,074	22.47%
UW OSHKOSH	\$5,053,833	2,385	\$2,119	8.30%
UW PARKSIDE	\$2,704,325	1,272	\$2,126	4.44%
UW PLATTEVILLE	\$2,930,100	1,517	\$1,932	4.81%
UW RIVER FALLS	\$1,664,561	817	\$2,037	2.73%
UW STEVENS POINT	\$5,134,634	2,507	\$2,048	8.43%
UW STOUT	\$2,895,736	1,422	\$2,036	4.76%
UW SUPERIOR	\$1,002,147	498	\$2,012	1.65%
UW WHITEWATER	\$5,711,455	2,822	\$2,024	9.38%
TOTAL	\$60,873,555	29,881	\$2,037	100%

Spent by Year in School

YEAR IN SCHOOL	DOLLARS SPENT	NUMBER OF AWARDS	AVERAGE AWARD	% OF TOTAL DOLLARS SPENT
FRESHMAN	\$15,474,932	7,563	\$2,046	25.42%
SOPHOMORES	\$13,356,933	6,478	\$2,062	21.94%
JUNIORS	\$15,883,516	7,560	\$2,101	26.09%
SENIORS	\$11,278,209	5,630	\$2,003	18.53%
5TH YEAR STUDENTS	\$4,879,965	2,650	\$1,841	8.02%
TOTAL	\$60,873,555	29,881	\$2,037	100.00%

Spent by Dependency Status



STATUS	DOLLARS SPENT	NUMBER OF AWARDS	AVERAGE AWARD	% OF TOTAL DOLLARS SPENT
DEPENDENT	\$43,953,827	21,914	\$1,753	72.21%
INDEPENDENT	\$16,919,728	7,967	\$1,810	27.79%
TOTAL	\$60,873,555	29,881	\$1,773	100.00%

2020-2021 WISCONSIN GRANT

WISCONSIN TECHNICAL COLLEGE SYSTEM

INSTITUTION	DOLLARS SPENT	NUMBER OF AWARDS	AVERAGE AWARD	% OF TOTAL DOLLARS SPENT
BLACKHAWK TECHNICAL COLLEGE	\$768,712	884	\$870	3.70%
CHIPPEWA VALLEY TECHNICAL COLLEGE	\$1,453,921	1,687	\$862	7.01%
FOX VALLEY TECHNICAL COLLEGE	\$1,377,470	1,613	\$854	6.64%
GATEWAY TECHNICAL COLLEGE	\$1,599,364	1,866	\$857	7.71%
LAKESHORE TECHNICAL COLLEGE	\$593,259	694	\$855	2.86%
MADISON COLLEGE	\$2,330,933	2,661	\$876	11.23%
MID-STATE TECHNICAL COLLEGE	\$732,082	868	\$843	3.53%
MILWAUKEE AREA TECHNICAL COLLEGE	\$4,796,480	5,685	\$844	23.12%
MORAINES PARK TECHNICAL COLLEGE	\$721,328	818	\$882	3.48%
NICOLET TECHNICAL COLLEGE	\$382,402	439	\$871	1.84%
NORTHCENTRAL TECHNICAL COLLEGE	\$1,106,184	1,268	\$872	5.33%
NORTHEAST WISCONSIN TECHNICAL	\$1,803,070	2,026	\$890	8.69%
NORTHWOOD TECHNICAL COLLEGE	\$806,053	899	\$897	3.88%
SOUTHWEST TECHNICAL COLLEGE	\$454,242	486	\$935	2.19%
WAUKESHA COUNTY TECHNICAL COLLEGE	\$787,270	921	\$855	3.79%
WESTERN TECHNICAL COLLEGE	\$1,036,585	1,177	\$881	5.00%
TOTAL	\$20,749,355	23,992	\$865	100.00%

Spent by Year in School

YEAR IN SCHOOL	DOLLARS SPENT	NUMBER OF AWARDS	AVERAGE AWARD	% OF TOTAL DOLLARS SPENT
FRESHMAN	\$11,840,908	13,765	\$860	57.07%
SOPHOMORES	\$6,000,260	6,752	\$889	28.92%
JUNIORS	\$2,009,873	2,348	\$856	9.69%
SENIORS	\$609,302	764	\$798	2.94%
5TH YEAR STUDENTS	\$289,012	363	\$796	1.38%
TOTAL	\$20,749,355	23,992	\$865	100.00%

Spent by Dependency Status



STATUS	DOLLARS SPENT	NUMBER OF AWARDS	AVERAGE AWARD	% OF TOTAL DOLLARS SPENT
DEPENDENT	\$6,989,430	8,041	\$869	33.69%
INDEPENDENT	\$13,759,925	15,951	\$863	66.31%
TOTAL	\$20,749,355	23,992	\$865	100.00%

2020-2021
TUITION REMISSION FOR VETERANS AND DEPENDENTS
UW SYSTEM AND WISCONSIN TECHNICAL COLLEGES

SECTOR	DOLLARS SPENT	% OF TOTAL DOLLARS SPENT
UW SYSTEM	\$5,310,898	81.75%
WISCONSIN TECHNICAL COLLEGES	\$1,185,800	18.25%
TOTAL	\$6,496,698	100.00%

Spent by UW SYSTEM

INSTITUTION	DOLLARS SPENT	% OF TOTAL DOLLARS SPENT
UW EAU CLAIRE	\$365,200	6.88%
UW EXTENSION	\$2,250	0.04%
UW GREEN BAY	\$774,016	14.57%
UW LA CROSSE	\$330,093	6.22%
UW MADISON	\$597,135	11.24%
UW MILWAUKEE	\$874,033	16.46%
UW OSHKOSH	\$471,166	8.87%
UW PARKSIDE	\$209,642	3.95%
UW PLATTEVILLE	\$235,820	4.44%
UW RIVER FALLS	\$107,111	2.02%
UW STEVENS POINT	\$467,106	8.80%
UW STOUT	\$245,242	4.62%
UW SUPERIOR	\$110,702	2.08%
UW WHITEWATER	\$521,382	9.81%
TOTAL	\$5,310,898	100.00%

Spent by WISCONSIN TECHNICAL COLLEGES

COLLEGE	DOLLARS SPENT	% OF TOTAL DOLLARS SPENT
BLACKHAWK TECHNICAL COLLEGE	\$15,889	1.34%
CHIPPEWA VALLEY TECHNICAL COLLEGE	\$89,557	7.55%
FOX VALLEY TECHNICAL COLLEGE	\$171,880	14.49%
GATEWAY TECHNICAL COLLEGE	\$82,978	7.00%
LAKESHORE TECHNICAL COLLEGE	\$98,049	8.27%
MADISON COLLEGE	\$110,084	9.28%
MID-STATE TECHNICAL COLLEGE	\$60,786	5.13%
MILWAUKEE AREA TECHNICAL COLLEGE	\$50,641	4.27%
MORAIN PARK TECHNICAL COLLEGE	\$38,452	3.24%
NICOLET TECHNICAL COLLEGE	\$32,515	2.74%
NORTHCENTRAL TECHNICAL COLLEGE	\$33,725	2.84%
NORTHEAST WISCONSIN TECHNICAL	\$120,419	10.16%
NORTHWOOD TECHNICAL COLLEGE	\$56,790	4.79%
SOUTHWEST TECHNICAL COLLEGE	\$6,938	0.59%
WAUKESHA COUNTY TECHNICAL COLLEGE	\$40,269	3.40%
WESTERN TECHNICAL COLLEGE	\$176,828	14.91%
TOTAL	\$1,185,800	100.00%

2020-2021
WISCONSIN VETERAN'S GRANT
FOR PRIVATE NON-PROFIT SCHOOLS

INSTITUTION	DOLLARS SPENT	NUMBER OF AWARDS	AVERAGE AWARD	% OF TOTAL DOLLARS SPENT
ALVERNO COLLEGE	\$6,000	3	\$2,000	6.13%
BELLIN COLLEGE	\$4,000	2	\$2,000	4.09%
CARROLL UNIVERSITY	\$10,000	3	\$3,333	10.22%
CONCORDIA UNIVERSITY	\$20,978	9	\$2,331	21.44%
EDGEWOOD COLLEGE	\$12,000	6	\$2,000	12.26%
HERZING UNIVERSITY	\$4,000	1	\$4,000	4.09%
LAKELAND UNIVERSITY	\$10,862	3	\$3,621	11.10%
MARIAN UNIVERSITY	\$4,000	2	\$2,000	4.09%
MARQUETTE UNIVERSITY	\$20,000	6	\$3,333	20.44%
MT MARY UNIVERSITY	\$4,000	2	\$2,000	4.09%
VITERBO UNIVERSITY	\$2,000	1	\$2,000	2.05%
TOTAL	\$97,840	38	\$2,575	100.00%

**2020-2021
Health Services Scholarship Program**

SUMMARY	DOLLARS SPENT	NUMBER OF AWARDS	AVERAGE AWARD	Percentage of Recipients
Dentists	\$390,000	13	\$30,000	81.25%
Physician Assistants	\$50,000	2	\$25,000	12.50%
Nurse Practitioner	\$25,000	1	\$25,000	6.25%
TOTAL ACCOUNTS:	\$465,000	16	\$29,063	100.00%

**2020-2021
MN-WI Tuition Reciprocity**

ACADEMIC YEAR	MN STUDENTS ENROLLED IN WI		WI STUDENTS ENROLLED IN MN		RECIPROCITY PAYMENT	TOTAL SUPPLEMENT PAYMENT
	ATTENDEES	NET COST	ATTENDEES	NET COST		
2010-11 ¹	15,283	-\$8,237,249	10,393	-\$1,470,876	\$6,767,373	\$5,467,479
2011-12	14,590	-\$22,914,157	9,848	-\$16,784,291	\$6,129,866	\$5,132,875
2012-13 ²	14,523	-\$24,485,969	9,282	-\$17,705,741	\$6,780,239	\$3,027,470
2013-14 ³	14,186	-\$22,360,549	8,794	-\$15,914,761	\$6,407,461	\$1,854,164
2014-15	14,104	-\$21,543,685	8,473	-\$16,401,666	\$5,142,019	\$874,486
2015-16 ⁴	13,837	-\$27,192,749	8,300	-\$18,807,148	\$8,383,173	-
2016-17	13,688	-\$23,864,092	8,285	-\$17,563,037	\$6,301,054	-
2017-18 ⁵	13,504	-\$20,989,015	8,296	-\$15,507,580	\$5,482,450	
2018-19	13,362	-\$13,126,614	8,257	-\$7,618,205	\$5,508,409	
2019-20	13,094	-\$9,466,490	8,118	\$2,308,970	\$7,157,520	-

Notes:

- ¹ Overpayment to be adjusted in 2015-16 payment.
- ² Payment includes adjustment from 2011-12.
- ³ Payment includes adjustment from 2008-09 and 2012-13.

- ⁴ Payment includes adjustment from 2014-15.
- ⁵ Payment includes adjustment from 2016-17.

**2020-2021
Primary Care & Psychiatry Shortage Grant**

Total Spent: \$145,600 Number of Students: 7

**2020-2021
School Leadership Loan Program**

INSTITUTION	DOLLARS SPENT	NUMBER OF AWARDS	AVERAGE AWARD	% OF TOTAL DOLLARS SPENT
UW MADISON	\$6,250	1	\$6,250	100.00%
TOTAL	\$6,250	1	\$6,250	100.00%

Status of Recipients

SUMMARY	Number of Recipients	Percentage of Recipients
Forgiveness Grace Period	33	77.02%
Repayment	2	22.98%
TOTAL ACCOUNTS:	35	100.00%

**2020-2021
Tribal College Payment**

INSTITUTION	DOLLARS SPENT
COLLEGE OF MENOMINEE NATION	\$302,827
LAC COURTE OREILLES OJIBWA	\$102,173
TOTAL	\$405,000