

INFORMATION
October 28, 2022

HIGHER EDUCATIONAL AIDS BOARD

BOARD REPORT #23-11

STUDENT AID EXPENDITURES FOR 2021-22



**2021-2022
STUDENT AID EXPENDITURES**

**HELPING STUDENTS ACHIEVE
THEIR POST SECONDARY EDUCATIONAL GOALS**

**BOARD REPORT # 23-11
INFORMATION
Friday, October 28, 2022**

**State of Wisconsin
Higher Educational Aids Board**

Table of Contents

Map Illustrating Geographic Distribution of Financial Aid Dollars	4
Geographic Distribution of HEAB Program Spending by School	4-5
Financial Aid Programs Total Dollars	6-7
Academic Excellence Scholarship	8-9
Capitation Programs	10
Dental Contract	10
Medical College of Wisconsin	10
Impaired Grant	11-12
Indian Student Assistance Grant	13-14
Minority Teacher Loan	15
Minority Undergraduate Retention Grant	16-19
Nursing Student Loan	20-21
Talent Incentive Program Grant (TIP)	22-24
Teacher Loan Program	25
Teacher of the Visually Impaired Loan	26
Technical Excellence Scholarship	27
Wisconsin Grant Private Non-Profit	28-29
Wisconsin Grant Tribal Colleges	30
Wisconsin Grant University of Wisconsin System	31
Wisconsin Grant Wisconsin Technical Colleges	32
 Various Additional Programs Managed by the Higher Educational Aids Board	
Remission of Tuition and Fees for Veterans and Dependents	33
Wisconsin Veteran's Grant for Private Non-Profit Schools	34
Health Services Scholarship Program	35
MN-WI Tuition Reciprocity	35
Primary Care & Psychiatry Shortage Grant	35
School Leadership Loan Program	36
Tribal College Payment	36



INSTITUTION	Need-Based Aid				All Aid			
	Dollars Spent	# of Awards	Average Award	% of Total Spent	Dollars Spent	# of Awards	Average Award	% of Total Spent
Northwest	\$ 11,817,016	7,483	\$ 1,579	10.89%	12,270,730	7,853	\$ 1,563	10.54%
Chippewa Valley Technical College ¹	\$ 1,533,903	1,716	\$ 894	1.41%	1,609,793	1,788	\$ 900	1.38%
Lac Courte Oreilles Ojibwa Community College	\$ 235,377	187	\$ 1,259	0.22%	235,377	187	\$ 1,259	0.20%
Northland College	\$ 379,997	119	\$ 3,193	0.35%	382,249	123	\$ 3,108	0.33%
Northwood Technical College ^{1 2}	\$ 847,672	944	\$ 898	0.78%	886,487	983	\$ 902	0.76%
UW Eau Claire	\$ 3,714,269	1,927	\$ 1,927	3.43%	3,885,147	2,075	\$ 1,872	3.34%
UW River Falls	\$ 1,424,387	750	\$ 1,899	1.31%	1,464,889	788	\$ 1,859	1.26%
UW Stout	\$ 2,638,472	1,316	\$ 2,005	2.43%	2,710,224	1,368	\$ 1,981	2.33%
UW Superior	\$ 1,042,939	524	\$ 1,990	0.96%	1,096,564	541	\$ 2,027	0.94%
Northcentral	\$ 7,324,775	5,150	\$ 1,422	6.75%	7,590,975	5,341	\$ 1,421	6.52%
College of Menominee Nation	\$ 239,397	216	\$ 1,108	0.22%	239,397	216	\$ 1,108	0.21%
Mid-State Technical College ¹	\$ 675,749	780	\$ 866	0.62%	710,064	814	\$ 872	0.61%
Nicolet Area Technical College ¹	\$ 380,651	428	\$ 889	0.35%	387,402	436	\$ 889	0.33%
Northcentral Technical College ¹	\$ 1,029,025	1,169	\$ 880	0.95%	1,083,592	1,223	\$ 886	0.93%
UW Stevens Point	\$ 4,999,953	2,557	\$ 1,955	4.61%	5,170,520	2,652	\$ 1,950	4.44%
Northeast	\$ 16,905,264	10,423	\$ 1,622	15.59%	17,382,638	10,876	\$ 1,598	14.95%
Bellin College	\$ 329,871	116	\$ 2,844	0.30%	338,871	124	\$ 2,733	0.29%
Fox Valley Technical College ^{1 3}	\$ 1,329,987	1,541	\$ 863	1.23%	1,452,513	1,663	\$ 873	1.25%
Lakeland University	\$ 878,386	307	\$ 2,861	0.81%	881,761	310	\$ 2,844	0.76%
Lakeshore Technical College ¹	\$ 620,579	723	\$ 858	0.57%	649,831	754	\$ 862	0.56%
Lawrence University	\$ 565,462	181	\$ 3,124	0.52%	591,337	205	\$ 2,885	0.51%
Northeast Wisconsin Technical College ¹	\$ 1,662,118	1,887	\$ 881	1.53%	1,758,475	1,978	\$ 889	1.51%
St Norbert College	\$ 1,702,841	514	\$ 3,313	1.57%	1,787,516	584	\$ 3,061	1.54%
UW Green Bay	\$ 4,797,854	2,494	\$ 1,924	4.43%	4,861,980	2,556	\$ 1,902	4.18%
UW Oshkosh	\$ 5,018,166	2,660	\$ 1,887	4.63%	5,060,354	2,702	\$ 1,873	4.35%

INSTITUTION	Need-Based Aid				All Aid			
	Dollars Spent	# of Awards	Average Award	% of Total Spent	Dollars Spent	# of Awards	Average Award	% of Total Spent
Southwest	\$ 8,313,425	5,241	\$ 1,586	7.67%	\$ 8,722,880	5,610	\$ 1,555	7.49%
Southwest Wisconsin Technical College	\$ 443,617	474	\$ 936	0.41%	\$ 482,737	510	\$ 947	0.41%
UW La Crosse	\$ 2,967,683	1,632	\$ 1,818	2.74%	\$ 3,147,689	1,803	\$ 1,746	2.71%
UW Platteville	\$ 2,536,119	1,355	\$ 1,872	2.34%	\$ 2,646,118	1,440	\$ 1,838	2.27%
Viterbo University	\$ 1,130,426	382	\$ 2,959	1.04%	\$ 1,160,801	409	\$ 2,838	1.00%
Western Technical College ¹	\$ 1,235,580	1,398	\$ 884	1.14%	\$ 1,285,535	1,448	\$ 888	1.10%
Southcentral	\$ 22,704,732	12,969	\$ 1,751	20.95%	\$ 24,570,813	14,689	\$ 1,673	21.13%
Beloit College	\$ 352,487	109	\$ 3,234	0.33%	\$ 355,862	112	\$ 3,177	0.31%
Blackhawk Technical College ¹	\$ 770,990	883	\$ 873	0.71%	\$ 791,321	906	\$ 873	0.68%
Edgewood College	\$ 1,247,532	406	\$ 3,073	1.15%	\$ 1,259,345	417	\$ 3,020	1.08%
Madison College ¹	\$ 2,471,758	2,817	\$ 877	2.28%	\$ 2,579,505	2,923	\$ 882	2.22%
Maranatha Baptist University	\$ 323,413	112	\$ 2,888	0.30%	\$ 332,830	118	\$ 2,821	0.29%
Marian College	\$ 1,102,246	380	\$ 2,901	1.02%	\$ 1,112,371	389	\$ 2,860	0.96%
Moraine Park Technical College ¹	\$ 634,905	727	\$ 873	0.59%	\$ 684,407	774	\$ 884	0.59%
Ripon College	\$ 1,213,519	403	\$ 3,011	1.12%	\$ 1,255,019	425	\$ 2,953	1.08%
UW Madison	\$ 9,360,550	4,489	\$ 2,085	8.63%	\$ 10,915,446	5,929	\$ 1,841	9.38%
UW Whitewater	\$ 5,227,332	2,643	\$ 1,978	4.82%	\$ 5,284,707	2,696	\$ 1,960	4.54%
Southeast	\$ 41,205,233	21,886	\$ 1,883	38.01%	\$ 45,616,766	22,663	\$ 2,013	39.20%
Alverno College	\$ 1,454,425	535	\$ 2,719	1.34%	\$ 1,468,175	542	\$ 2,709	1.26%
Cardinal Stritch University	\$ 682,022	225	\$ 3,031	0.63%	\$ 683,147	226	\$ 3,023	0.59%
Carroll University	\$ 2,376,195	811	\$ 2,930	2.19%	\$ 2,428,384	852	\$ 2,850	2.09%
Carthage College	\$ 1,349,432	390	\$ 3,460	1.24%	\$ 1,374,729	414	\$ 3,321	1.18%
Concordia University Wisconsin	\$ 1,611,644	502	\$ 3,210	1.49%	\$ 1,806,647	556	\$ 3,249	1.55%
Gateway Technical College ¹	\$ 1,555,812	1,814	\$ 858	1.43%	\$ 1,598,562	1,860	\$ 859	1.37%
Herzing University	\$ 1,299,776	543	\$ 2,394	1.20%	\$ 1,299,776	543	\$ 2,394	1.12%
Marquette University	\$ 4,113,851	1,330	\$ 3,093	3.79%	\$ 4,217,910	1,426	\$ 2,958	3.63%
Marquette University School of Dentistry	\$ -	-	\$ -	0.00%	\$ 1,733,000	200	\$ 8,665	1.49%
Medical College of Wisconsin ⁴	\$ -	-	\$ -	0.00%	\$ 1,926,600	**	N/A	1.66%
Milwaukee Area Technical College ¹	\$ 4,688,418	5,505	\$ 852	4.32%	\$ 4,744,107	5,561	\$ 853	4.08%
Milwaukee Institute of Art and Design	\$ 940,207	286	\$ 3,287	0.87%	\$ 946,957	292	\$ 3,243	0.81%
Milwaukee School of Engineering	\$ 2,073,481	653	\$ 3,175	1.91%	\$ 2,119,606	696	\$ 3,045	1.82%
Mount Mary University	\$ 1,607,688	550	\$ 2,923	1.48%	\$ 1,613,313	555	\$ 2,907	1.39%
UW Milwaukee	\$ 13,424,905	6,482	\$ 2,071	12.41%	\$ 13,517,721	6,571	\$ 2,057	11.60%
UW Parkside	\$ 2,376,387	1,086	\$ 2,188	2.19%	\$ 2,394,386	1,104	\$ 2,169	2.06%
Waukesha County Technical College ¹	\$ 773,409	893	\$ 866	0.71%	\$ 845,915	965	\$ 877	0.73%
Wisconsin Lutheran College	\$ 877,581	281	\$ 3,123	0.81%	\$ 897,831	300	\$ 2,993	0.77%
Statewide (not divided by campus and or students)	\$ 152,246	108	\$ 1,410	0.14%	\$ 152,246	108	\$ 1,410	0.13%
UW Flex	\$ 152,246	108	\$ 1,410	0.14%	\$ 152,246	108	\$ 1,410	0.13%
Out-of-State and For Profit ⁵	\$ -	-	\$ -	0.00%	\$ 40,000	6	\$ 6,667	0.04%
Northern Illinois University	\$ -	-	\$ -	0.00%	\$ 10,000	1	\$ 10,000	0.01%
Western Michigan	\$ -	-	\$ -	0.00%	\$ 40,000	6	\$ 6,667	0.03%
TOTAL	\$ 108,422,691	63,260	\$ 1,714	100.00%	\$ 116,347,048	67,146	\$ 1,733	100.00%

¹ Primary campus location.² Formerly Wisconsin Indianhead Technical College³ Includes Aviation Awards.⁴ Medical College of Wisconsin Capitation program does not have award counts but only dollars spent.⁵ Programs: Hearing and Visually Handicapped Student Grant, Indian Student Assistance Grant or Teacher of the Visually Impaired Loan.

Health Services Scholarship Program, MN-WI Tuition Reciprocity, Primary Care & Psychiatry Shortage Grant, School Leadership Loan Program, Tribal College Payment, Veteran's Grant for Private Non-Profit Schools and Veterans Tuition Remission totals are not included.

**2021-2022 FINANCIAL AID PROGRAMS
ADMINISTERED BY THE HIGHER EDUCATIONAL AIDS BOARD ¹**

PROGRAM	DOLLARS APPROPRIATED	CARRIED FORWARD	OTHER	FUNDS AVAILABLE
ACADEMIC EXCELLENCE SCHOLARSHIP	\$3,022,000	\$0	\$0	\$3,022,000
IMPAIRED GRANT	\$122,600	\$0	\$0	\$122,600
INDIAN STUDENT ASSISTANCE GRANT	\$779,700	\$0	\$0	\$779,700
MINORITY TEACHER LOAN	\$259,500	\$0	\$0	\$259,500
MINORITY UNDERGRADUATE RETENTION GRANT ² Independent and Tribal Colleges	\$409,500	\$0	(\$22,678)	\$386,822
MINORITY UNDERGRADUATE RETENTION GRANT ² Technical Colleges	\$409,500	\$0	\$22,678	\$432,178
NURSING STUDENT LOAN	\$445,500	\$0	\$0	\$445,500
TALENT INCENTIVE PROGRAM GRANT	\$4,458,800	\$0	\$0	\$4,458,800
TEACHER LOAN PROGRAM	\$272,200	\$0	\$0	\$272,200
TEACHER OF THE VISUALLY IMPAIRED	\$99,000	\$0	\$0	\$99,000
TECHNICAL EXCELLENCE SCHOLARSHIP	\$1,100,000	\$0	\$0	\$1,100,000
WISCONSIN GRANT Private Non-Profit	\$28,504,600	\$0	\$0	\$28,504,600
WISCONSIN GRANT Tribal Colleges	\$481,800	\$0	\$0	\$481,800
WISCONSIN GRANT UW System	\$61,894,100	\$0	\$0	\$61,894,100
WISCONSIN GRANT Wisconsin Technical Colleges	\$22,971,700	\$0	\$0	\$22,971,700
TOTAL	\$125,230,500	\$0	\$0	\$125,230,500

¹ With the exception of Dental Capitation, Health Services Scholarship Program, Medical College of Wisconsin Capitation, MN-WI Reciprocity, Primary Care & Psychiatry Shortage Grant, School Leadership Loan Program, Tribal College Payment Wisconsin Veteran's Grant for Private Non-Profit Schools and Wisconsin Veterans Remission.

² Funds within program transferred to sector for utilization.

**2021-2022 FINANCIAL AID PROGRAMS
ADMINISTERED BY THE HIGHER EDUCATIONAL AIDS BOARD ¹**

PROGRAM	VOUCHERED 2020-21	REFUNDED 2020-21	REFUNDED Prior Year ²	DOLLARS SPENT	NUMBER OF AWARDS	AVERAGE AWARD
ACADEMIC EXCELLENCE SCHOLARSHIP	\$3,006,017	\$9,781	\$570	\$3,006,017	2,803	\$1,072
IMPAIRED GRANT	\$52,505	\$900	\$0	\$52,505	33	\$1,591
INDIAN STUDENT ASSISTANCE GRANT	\$426,797	\$16,423	\$0	\$426,797	479	\$891
MINORITY TEACHER LOAN	\$110,000	\$0	\$0	\$110,000	12	\$9,167
MINORITY UNDERGRADUATE RETENTION Independent and Tribal Colleges	\$386,822	\$3,496	\$1,000	\$386,822	244	\$1,585
MINORITY UNDERGRADUATE RETENTION Technical Colleges	\$431,673	\$2,355	\$0	\$431,673	548	\$788
NURSING STUDENT LOAN	\$372,900	\$11,250	\$0	\$372,900	138	\$2,702
TALENT INCENTIVE PROGRAM GRANT	\$3,197,820	\$39,474	\$5,132	\$3,197,820	2,406	\$1,329
TEACHER LOAN PROGRAM	\$219,355	\$0	\$0	\$219,355	25	\$219,355
TEACHER OF THE VISUALLY IMPAIRED	\$99,000	\$0	\$0	\$99,000	14	\$7,071
TECHNICAL EXCELLENCE SCHOLARSHIP	\$845,860	\$12,160	\$1,078	\$845,860	836	\$1,012
WISCONSIN GRANT Private Non-Profit	\$26,132,722	\$334,752	\$46,566	\$26,132,722	8,164	\$3,201
WISCONSIN GRANT Tribal Colleges	\$324,794	\$11,646	\$0	\$324,794	229	\$1,418
WISCONSIN GRANT UW System	\$57,771,286	\$1,203,357	\$3,487	\$57,771,286	28,573	\$2,022
WISCONSIN GRANT Wisconsin Technical Colleges	\$19,325,372	\$623,346	\$12,648	\$19,325,372	22,446	\$861
TOTAL	\$112,702,923	\$2,268,940	\$70,481	\$112,702,923	66,950	\$1,683

¹ With the exception of Dental Capitation, Health Services Scholarship Program, Medical College of Wisconsin Capitation, MN-WI Reciprocity, Primary Care & Psychiatry Shortage Grant, School Leadership Loan Program, Tribal College Payment, Wisconsin Veteran's Grant for Private Non-Profit Schools and Wisconsin Veterans Remission.

² Prior Year Refunds are funds allocated in a previous academic year. The funds are ineligible for usage during the current academic; returned directly to GPR.

2021-2022
ACADEMIC EXCELLENCE SCHOLARSHIP

INSTITUTION	DOLLARS SPENT	NUMBER OF AWARDS	AVERAGE AWARD	% OF TOTAL DOLLARS SPENT
ALVERNO COLLEGE	\$6,750	6	\$1,125	0.22%
BELLIN COLLEGE	\$9,000	8	\$1,125	0.30%
BELOIT COLLEGE	\$3,375	3	\$1,125	0.11%
CARDINAL STRITCH UNIVERSITY	\$1,125	1	\$1,125	0.04%
CARROLL UNIVERSITY	\$42,189	39	\$1,082	1.40%
CARTHAGE COLLEGE	\$25,297	24	\$1,054	0.84%
CHIPPEWA VALLEY TECHNICAL COLLEGE	\$10,686	11	\$971	0.36%
CONCORDIA UNIVERSITY	\$36,003	35	\$1,029	1.20%
EDGEWOOD COLLEGE	\$11,813	11	\$1,074	0.39%
FOX VALLEY TECHNICAL COLLEGE	\$6,187	6	\$1,031	0.21%
GATEWAY TECHNICAL COLLEGE	\$1,125	1	\$1,125	0.04%
LAKELAND UNIVERSITY	\$3,375	3	\$1,125	0.11%
LAKESHORE TECHNICAL COLLEGE	\$563	1	\$563	0.02%
LAWRENCE UNIVERSITY	\$25,875	24	\$1,078	0.86%
MADISON COLLEGE	\$3,938	4	\$985	0.13%
MARANATHA BAPTIST UNIVERSITY	\$5,062	5	\$1,012	0.17%
MARIAN UNIVERSITY	\$10,125	9	\$1,125	0.34%
MARQUETTE UNIVERSITY	\$104,059	96	\$1,084	3.46%
MID-STATE TECHNICAL COLLEGE	\$1,125	1	\$1,125	0.04%
MILWAUKEE AREA TECHNICAL COLLEGE	\$4,500	4	\$1,125	0.15%
MILWAUKEE INSTITUTE OF ART AND DESIGN	\$6,750	6	\$1,125	0.22%
MILWAUKEE SCHOOL OF ENGINEERING	\$46,125	43	\$1,073	1.53%
MORAIN PARK TECHNICAL COLLEGE	\$1,688	2	\$844	0.06%
MT MARY UNIVERSITY	\$5,625	5	\$1,125	0.19%
NICOLET TECHNICAL COLLEGE	\$1,125	1	\$1,125	0.04%
NORTHCENTRAL TECHNICAL COLLEGE	\$2,250	2	\$1,125	0.07%
NORTHEAST WISCONSIN TECHNICAL COLLEGE	\$11,250	10	\$1,125	0.37%
NORTHLAND COLLEGE	\$2,252	4	\$563	0.07%
NORTHWOOD TECHNICAL COLLEGE	\$5,063	5	\$1,013	0.17%
RIPON COLLEGE	\$22,500	20	\$1,125	0.75%
SOUTHWEST WISCONSIN TECHNICAL COLLEGE	\$4,500	4	\$1,125	0.15%
ST NORBERT COLLEGE	\$74,675	69	\$1,082	2.48%
UW EAU CLAIRE	\$160,878	147	\$1,094	5.35%
UW GREEN BAY	\$64,126	62	\$1,034	2.13%
UW LA CROSSE	\$180,006	171	\$1,053	5.99%
UW MADISON	\$1,554,896	1,440	\$1,080	51.73%
UW MILWAUKEE	\$92,816	89	\$1,043	3.09%
UW OSHKOSH	\$42,188	42	\$1,004	1.40%
UW PARKSIDE	\$17,999	18	\$1,000	0.60%
UW PLATTEVILLE	\$89,999	83	\$1,084	2.99%

2021-2022
ACADEMIC EXCELLENCE SCHOLARSHIP

(cont.)

INSTITUTION	DOLLARS SPENT	NUMBER OF AWARDS	AVERAGE AWARD	% OF TOTAL DOLLARS SPENT
UW RIVER FALLS	\$40,502	38	\$1,066	1.35%
UW STEVENS POINT	\$90,567	86	\$1,053	3.01%
UW STOUT	\$51,752	50	\$1,035	1.72%
UW SUPERIOR	\$14,625	13	\$1,125	0.49%
UW WHITEWATER	\$57,375	53	\$1,083	1.92%
VITERBO UNIVERSITY	\$30,375	27	\$1,125	1.01%
WAUKESHA COUNTY TECHNICAL COLLEGE	\$1,125	1	\$1,125	0.04%
WESTERN TECHNICAL COLLEGE	\$563	1	\$563	0.02%
WISCONSIN LUTHERAN	\$20,250	19	\$1,066	0.67%
TOTAL	3,006,017	2,803	\$1,072	100.00%

Students Year in School by Sector

YEAR IN SCHOOL	UW SYSTEM	INDEPENDENT	WTC SYSTEM	% AWARDED
FRESHMEN	586	133	22	26.43%
SOPHOMORES	585	97	19	25.01%
JUNIORS	580	123	12	25.51%
SENIORS	541	104	1	23.05%
TOTAL	2,292	457	54	100.00%

Spent by Sector

SECTOR	DOLLARS SPENT	NUMBER OF AWARDS	AVERAGE AWARD	% OF TOTAL DOLLARS SPENT
INDEPENDENT	\$492,600	457	\$1,078	16.39%
UW SYSTEM	\$2,457,729	2,292	\$1,072	81.76%
WTC SYSTEM	\$55,688	54	\$1,031	1.85%
TOTAL	\$3,006,017	2,803	\$1,072	100.00%

NOTE: AES funds are matched by the participating institution.

**2021-2022
CAPITATION PROGRAMS**

Dental Contract

Total Spent: \$1,733,000 **Number of Students:** 200

Medical College of Wisconsin Capitation

Total Spent: \$1,926,600 **Number of Students:** 526

**2021-2022
IMPAIRED GRANT**

INSTITUTION	DOLLARS SPENT	NUMBER OF AWARDS	AVERAGE AWARD	% OF TOTAL DOLLARS SPENT
BLACKHAWK TECHNICAL COLLEGE	\$1,800	1	\$1,800	3.43%
CARROLL UNIVERSITY	\$3,600	2	\$1,800	6.86%
CHIPPEWA VALLEY TECHNICAL COLLEGE	\$1,800	2	\$900	3.43%
CONCORDIA UNIVERSITY	\$900	1	\$900	1.71%
EDGEWOOD COLLEGE	\$1,800	1	\$1,800	3.43%
GATEWAY TECHNICAL COLLEGE	\$900	1	\$900	1.71%
LAKESHORE TECHNICAL COLLEGE	\$0	0	\$1,800	0.00%
LAWRENCE UNIVERSITY	\$1,800	1	\$1,800	3.43%
MADISON COLLEGE	\$1,800	1	\$1,800	3.43%
MT MARY UNIVERSITY	\$900	1	\$900	1.71%
NORTHWOOD TECHNICAL COLLEGE	\$1,800	1	\$1,800	3.43%
ST NORBERT COLLEGE	\$1,800	1	\$1,800	3.43%
UW GREEN BAY	\$1,800	1	\$1,800	3.43%
UW MADISON	\$1,800	1	\$1,800	3.43%
UW MILWAUKEE	\$3,600	3	\$1,200	6.86%
UW OSHKOSH	\$1,800	1	\$1,800	3.43%
UW RIVER FALLS	\$3,005	2	\$1,503	5.72%
UW STEVENS POINT	\$7,200	4	\$1,800	13.71%
UW WHITEWATER	\$12,600	7	\$1,800	24.00%
WESTERN TECHNICAL COLLEGE	\$1,800	1	\$1,800	3.42%
TOTAL	\$52,505	33	\$1,591	100.00%

2021-2022 IMPAIRED GRANT

(cont.)

Spent by Year in School

YEAR IN SCHOOL	DOLLARS SPENT	NUMBER OF AWARDS	AVERAGE AWARD	% OF TOTAL DOLLARS SPENT
FRESHMEN	\$18,000	11	\$1,636	34.28%
SOPHOMORES	\$15,300	10	\$1,530	29.14%
JUNIORS	\$9,000	5	\$1,800	17.14%
SENIORS	\$8,405	6	\$1,401	16.01%
5TH YEAR	\$1,800	1	\$1,800	3.43%
TOTAL	\$52,505	33	\$1,591	100.00%

Spent by Sector



SECTOR	DOLLARS SPENT	NUMBER OF AWARDS	AVERAGE AWARD	% OF TOTAL DOLLARS SPENT
INDEPENDENT	\$10,800	7	\$1,543	20.56%
UW SYSTEM	\$31,805	19	\$1,674	60.58%
WTC SYSTEM	\$9,900	7	\$1,414	18.86%
TOTAL	\$52,505	33	\$1,591	100.00%

2021-2022
INDIAN STUDENT ASSISTANCE GRANT

INSTITUTION	DOLLARS SPENT	NUMBER OF AWARDS	AVERAGE AWARD	% OF TOTAL DOLLARS SPENT
BELLIN COLLEGE	\$1,100	1	\$1,100	0.26%
BLACKHAWK TECHNICAL COLLEGE	\$1,100	1	\$1,100	0.26%
CARROLL COLLEGE	\$1,252	3	\$417	0.29%
CHIPPEWA VALLEY TECHNICAL COLLEGE	\$4,400	6	\$733	1.03%
COLLEGE OF MENOMINEE NATION	\$66,240	83	\$798	15.52%
CONCORDIA UNIVERSITY	\$3,300	5	\$660	0.77%
EDGEWOOD COLLEGE	\$3,300	3	\$1,100	0.77%
FOX VALLEY TECHNICAL COLLEGE	\$1,650	2	\$825	0.39%
GATEWAY TECHNICAL COLLEGE	\$1,650	2	\$825	0.39%
LAKELAND UNIVERSITY	\$2,200	2	\$1,100	0.52%
LAKESHORE TECHNICAL COLLEGE	\$3,850	4	\$963	0.90%
LAC COURTE OREILLES	\$34,100	37	\$922	7.99%
MADISON COLLEGE	\$23,650	26	\$910	5.54%
MARIAN UNIVERSITY	\$1,100	1	\$1,100	0.26%
MARQUETTE UNIVERSITY	\$1,100	1	\$1,100	0.26%
MID-STATE TECHNICAL COLLEGE	\$550	1	\$550	0.13%
MILWAUKEE INSTITUTE OF ART AND DESIGN	\$2,200	2	\$1,100	0.52%
MILWAUKEE AREA TECHNICAL COLLEGE	\$3,850	4	\$963	0.90%
MILWAUKEE SCHOOL OF ENGINEERING	\$1,100	1	\$1,100	0.26%
NICOLET TECHNICAL COLLEGE	\$10,450	13	\$804	2.45%
NORTHCENTRAL TECHNICAL COLLEGE	\$3,850	5	\$770	0.90%
NORTHEAST WISCONSIN TECHNICAL COLLEGE	\$55,287	64	\$864	12.95%
NORTHLAND COLLEGE	\$4,400	5	\$880	1.03%
NORTHWOOD TECHNICAL COLLEGE	\$9,350	10	\$935	2.19%
RIPON COLLEGE	\$2,750	3	\$917	0.64%
ST NORBERT COLLEGE	\$2,200	2	\$1,100	0.52%
UW EAU CLAIRE	\$3,300	3	\$1,100	0.77%
UW GREEN BAY	\$61,086	66	\$926	14.31%
UW LA CROSSE	\$7,553	9	\$839	1.77%
UW MADISON	\$15,950	17	\$938	3.74%
UW MILWAUKEE	\$29,150	28	\$1,041	6.83%
UW OSHKOSH	\$8,800	8	\$1,100	2.06%
UW PARKSIDE	\$550	1	\$550	0.13%
UW PLATTEVILLE	\$2,750	3	\$917	0.64%
UW STEVENS POINT	\$21,979	22	\$999	5.15%
UW STOUT	\$3,300	4	\$825	0.77%
UW SUPERIOR	\$3,300	3	\$1,100	0.77%
UW WHITEWATER	\$3,300	3	\$1,100	0.77%

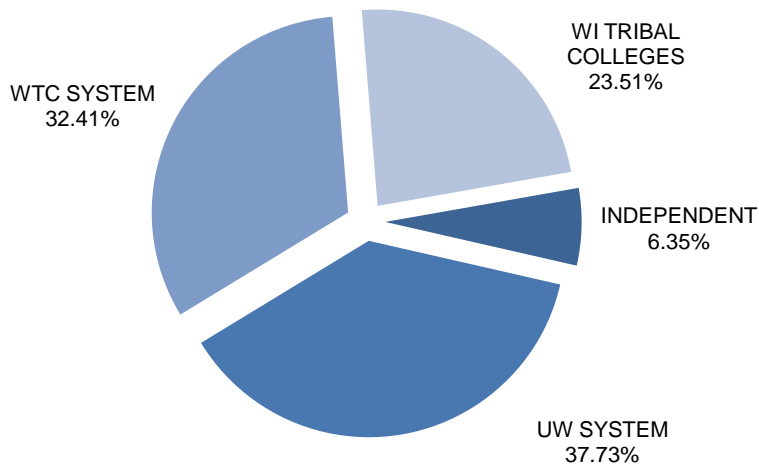
2021-2022
INDIAN STUDENT ASSISTANCE GRANT
 (cont.)

INSTITUTION	DOLLARS SPENT	NUMBER OF AWARDS	AVERAGE AWARD	% OF TOTAL DOLLARS SPENT
VITERBO UNIVERSITY	\$1,100	1	\$1,100	0.26%
WAUKESHA COUNTY TECHNICAL COLLEGE	\$2,750	3	\$917	0.64%
WESTERN TECHNICAL COLLEGE	\$15,950	21	\$760	3.75%
TOTAL	\$426,797	479	\$891	100.00%

Top Five

INSTITUTION	DOLLARS SPENT	NUMBER OF AWARDS	AVERAGE AWARD	% OF TOTAL DOLLARS SPENT
UW GREEN BAY	\$68,928	77	\$895	16.15%
COLLEGE OF MENOMINEE NATION	\$66,687	84	\$794	15.63%
NORTHEAST WISCONSIN TECHNICAL COLLEGE	\$44,000	51	\$863	10.31%
LAC COURTE OREILLES	\$29,387	33	\$891	6.89%
UW MILWAUKEE	\$26,400	27	\$978	6.19%

Spent by Sector



SECTOR	DOLLARS SPENT	NUMBER OF AWARDS	AVERAGE AWARD	% OF TOTAL DOLLARS SPENT
INDEPENDENT	\$27,102	30	\$903	6.35%
UW SYSTEM	\$161,018	167	\$964	37.73%
WTC SYSTEM	\$138,337	162	\$854	32.41%
WI TRIBAL COLLEGES	\$100,340	120	\$836	23.51%
TOTAL	\$426,797	479	\$891	100.00%

2021-2022
MINORITY TEACHER LOAN

INSTITUTION	DOLLARS SPENT	NUMBER OF AWARDS	AVERAGE AWARD	% OF TOTAL DOLLARS SPENT
CONCORDIA UNIVERSITY	\$110,000	12	\$9,167	100.00%
TOTAL	\$110,000	12	\$9,167	100.00%

Spent by Sector

SECTOR	DOLLARS SPENT	NUMBER OF AWARDS	AVERAGE AWARD	% OF TOTAL DOLLARS SPENT
INDEPENDENT	\$110,000	12	\$9,167	100.00%
TOTAL	\$110,000	12	\$9,167	100.00%

Status of Recipients

SUMMARY	Number of Recipients	Percentage of Recipients
Open Accounts	121	72.02%
Closed Accounts	47	27.98%
TOTAL ACCOUNTS:	168	100.00%

OPEN ACCOUNTS	Number of Recipients	Percentage of Recipients
Enrolled	26	21.49%
Forgiveness Grace Period	14	11.57%
Repayment	23	19.01%
Deferment	8	6.61%
Bankruptcy	1	0.83%
At DOR for Collection	49	40.49%
TOTAL OPEN ACCOUNTS:	121	100.00%

CLOSED ACCOUNTS	Number of Recipients	Percentage of Recipients
Forgiven in Full	9	19.15%
Paid in Full	10	21.28%
Closed at DOR	11	23.40%
DOR Write Off	16	34.04%
Deceased	1	2.13%
TOTAL CLOSED ACCOUNTS:	47	100.00%

2021-2022
MINORITY UNDERGRADUATE RETENTION GRANT
 INDEPENDENT COLLEGES / UNIVERSITIES AND TRIBAL COLLEGES

INSTITUTION	DOLLARS SPENT	NUMBER OF AWARDS	AVERAGE AWARD	% OF TOTAL DOLLARS SPENT
ALVERNO COLLEGE	\$38,205	17	\$2,247	9.88%
BELLIN COLLEGE	\$765	1	\$765	0.20%
BELOIT COLLEGE	\$4,218	3	\$1,406	1.09%
CARDINAL STRITCH UNIVERSITY	\$27,240	13	\$2,095	7.04%
CARROLL UNIVERSITY	\$24,355	18	\$1,353	6.30%
CARTHAGE COLLEGE	\$15,550	8	\$1,944	4.02%
COLLEGE OF MENOMINEE NATION	\$4,705	8	\$588	1.22%
CONCORDIA UNIVERSITY	\$17,244	8	\$2,156	4.46%
EDGEWOOD COLLEGE	\$13,030	6	\$2,172	3.37%
HERZING UNIVERSITY	\$26,440	16	\$1,653	6.84%
LAC COURTE OREILLES	\$6,215	16	\$388	1.61%
LAKELAND UNIVERSITY	\$15,630	10	\$1,563	4.04%
LAWRENCE UNIVERSITY	\$3,550	3	\$1,183	0.92%
MARANATHA BAPTIST UNIVERSITY	\$575	1	\$575	0.15%
MARIAN UNIVERSITY	\$14,000	10	\$1,400	3.62%
MARQUETTE UNIVERSITY	\$85,235	44	\$1,937	22.03%
MILWAUKEE INSTITUTE OF ART AND DESIGN	\$10,545	7	\$1,506	2.73%
MILWAUKEE SCHOOL OF ENGINEERING	\$17,160	7	\$2,451	4.44%
MT MARY UNIVERSITY	\$24,450	14	\$1,746	6.32%
NORTHLAND COLLEGE	\$7,190	4	\$1,798	1.86%
RIPON COLLEGE	\$7,575	15	\$505	1.96%
ST NORBERT COLLEGE	\$10,000	4	\$2,500	2.59%
VITERBO UNIVERSITY	\$5,945	3	\$1,982	1.50%
WISCONSIN LUTHERAN COLLEGE	\$7,000	8	\$875	1.81%
TOTAL	\$386,822	244	\$1,585	100.00%

Spent by Sector

SECTOR	DOLLARS SPENT	NUMBER OF AWARDS	AVERAGE AWARD	% OF TOTAL DOLLARS SPENT
INDEPENDENT	\$375,902	220	\$1,709	97.18%
TRIBAL COLLEGES	\$10,920	24	\$455	2.82%
TOTAL	\$386,822	244	\$1,585	100.00%

Spent by Year in School

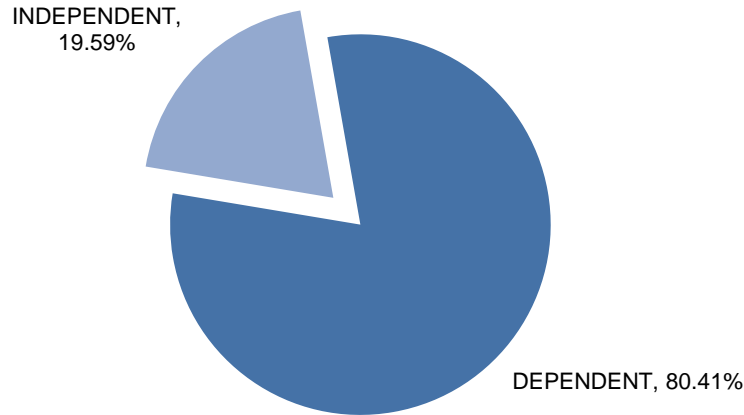
YEAR IN SCHOOL	DOLLARS SPENT	NUMBER OF AWARDS	AVERAGE AWARD	% OF TOTAL DOLLARS SPENT
SOPHOMORES	\$86,318	60	\$1,439	22.31%
JUNIORS	\$142,605	87	\$1,639	36.87%
SENIORS	\$133,405	85	\$1,569	34.49%
5TH YEAR STUDENTS	\$24,494	12	\$2,041	6.33%
TOTAL	\$386,822	244	\$1,585	100.00%

2021-2022
MINORITY UNDERGRADUATE RETENTION GRANT
 INDEPENDENT COLLEGES / UNIVERSITIES AND TRIBAL COLLEGES
 (cont.)

Spent by Ethnicity

ETHNICITY	DOLLARS SPENT	NUMBER OF AWARDS	AVERAGE AWARD	% OF TOTAL DOLLARS SPENT
AFRICAN-AMERICAN	\$174,112	100	\$1,741	45.01%
AMERICAN INDIAN	\$24,881	33	\$754	6.43%
ASIAN-AMERICAN	\$21,144	12	\$1,762	5.47%
HISPANIC	\$166,685	99	\$1,684	43.09%
TOTAL	\$386,822	244	\$1,585	100.00%

Spent by Dependency Status



ETHNICITY	DOLLARS SPENT	NUMBER OF AWARDS	AVERAGE AWARD	% OF TOTAL DOLLARS SPENT
DEPENDENT	\$311,056	185	\$1,681	80.41%
INDEPENDENT	\$75,766	59	\$1,284	19.59%
TOTAL	\$386,822	244	\$1,585	100.00%

2021-2022
MINORITY UNDERGRADUATE RETENTION GRANT
 WISCONSIN TECHNICAL COLLEGE SYSTEM

INSTITUTION	DOLLARS SPENT	NUMBER OF AWARDS	AVERAGE AWARD	% OF TOTAL DOLLARS SPENT
BLACKHAWK TECHNICAL COLLEGE	\$5,220	6	\$870	1.21%
CHIPPEWA VALLEY TECHNICAL COLLEGE	\$27,125	19	\$1,428	6.28%
FOX VALLEY TECHNICAL COLLEGE	\$11,250	13	\$865	2.61%
GATEWAY TECHNICAL COLLEGE	\$85,930	145	\$593	19.90%
LAKESHORE TECHNICAL COLLEGE	\$4,815	7	\$688	1.12%
MADISON COLLEGE	\$144,050	172	\$838	33.37%
MID-STATE TECHNICAL COLLEGE	\$3,055	6	\$509	0.71%
MILWAUKEE AREA TECHNICAL COLLEGE	\$97,500	117	\$833	22.59%
MORAIN PARK TECHNICAL COLLEGE	\$4,410	5	\$882	1.02%
NICOLET AREA TECHNICAL COLLEGE	\$2,138	5	\$428	0.50%
NORTHCENTRAL TECHNICAL COLLEGE	\$1,355	4	\$339	0.31%
NORTHEAST TECHNICAL COLLEGE	\$8,815	9	\$979	2.04%
NORTHWOOD TECHNICAL COLLEGE	\$2,915	3	\$972	0.68%
SOUTHWEST WISCONSIN TECHNICAL COLLEGE	\$880	1	\$880	0.20%
WAUKESHA COUNTY TECHNICAL COLLEGE	\$24,755	24	\$1,031	5.73%
WESTERN TECHNICAL COLLEGE	\$7,460	12	\$622	1.73%
TOTAL	\$431,673	548	\$788	100.00%

Spent by Year in School

YEAR IN SCHOOL	DOLLARS SPENT	NUMBER OF AWARDS	AVERAGE AWARD	% OF TOTAL DOLLARS SPENT
SOPHOMORES	\$321,614	397	\$928	78.51%
JUNIORS	\$83,511	114	\$851	17.16%
SENIORS	\$17,948	26	\$564	3.00%
5TH YEAR STUDENTS	\$8,600	11	\$523	1.33%
TOTAL	\$431,673	548	\$788	100.00%

2021-2022
MINORITY UNDERGRADUATE RETENTION GRANT
 WISCONSIN TECHNICAL COLLEGE SYSTEM
 (cont.)

Spent by Ethnicity

YEAR IN SCHOOL	DOLLARS SPENT	NUMBER OF AWARDS	AVERAGE AWARD	% OF TOTAL DOLLARS SPENT
AFRICAN-AMERICAN	\$171,242	219	\$1,015	47.73%
AMERICAN INDIAN	\$29,287	33	\$804	6.71%
ASIAN-AMERICAN	\$47,758	58	\$894	12.85%
HISPANIC	\$183,386	238	\$763	32.71%
TOTAL	\$431,673	548	\$788	100.00%

Spent by Dependency Status



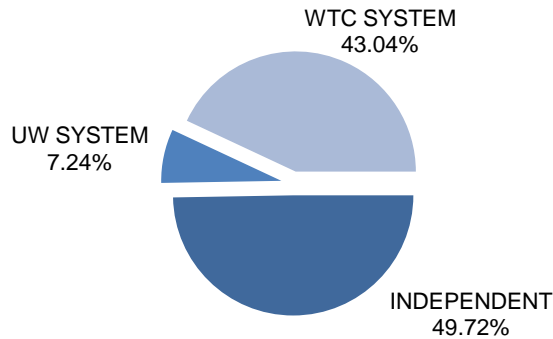
STATUS	DOLLARS SPENT	NUMBER OF AWARDS	AVERAGE AWARD	% OF TOTAL DOLLARS SPENT
DEPENDENT	\$128,609	164	\$776	24.29%
INDEPENDENT	\$303,064	384	\$931	75.71%
TOTAL	\$431,673	548	\$788	100.00%

2021-2022
NURSING STUDENT LOAN

INSTITUTION	DOLLARS SPENT	NUMBER OF AWARDS	AVERAGE AWARD	% OF TOTAL DOLLARS SPENT
ALVERNO COLLEGE	\$20,400	9	\$2,267	5.47%
BELLIN COLLEGE	\$15,000	6	\$2,500	4.02%
BLACKHAWK TECHNICAL COLLEGE	\$9,000	5	\$1,800	2.41%
CARDINAL STRITCH UNIVERSITY	\$9,000	3	\$3,000	2.41%
CARROLL UNIVERSITY	\$15,000	5	\$3,000	4.02%
CARTHAGE COLLEGE	\$12,000	4	\$3,000	3.22%
CHIPPEWA VALLEY TECHNICAL COLLEGE	\$15,000	5	\$3,000	4.02%
CONCORDIA UNIVERSITY	\$24,000	8	\$3,000	6.44%
EDGEWOOD COLLEGE	\$6,000	2	\$3,000	1.61%
FOX VALLEY TECHNICAL COLLEGE	\$12,000	5	\$2,400	3.22%
GATEWAY TECHNICAL COLLEGE	\$9,000	4	\$2,250	2.41%
HERZING UNIVERSITY	\$6,000	2	\$3,000	1.61%
LAKESHORE TECHNICAL COLLEGE	\$6,000	2	\$3,000	1.61%
MADISON COLLEGE	\$21,000	8	\$2,625	5.63%
MARANATHA BAPTIST UNIVERSITY	\$12,000	4	\$3,000	3.22%
MARIAN UNIVERSITY	\$18,000	6	\$3,000	4.83%
MARQUETTE UNIVERSITY	\$6,000	2	\$3,000	1.61%
MID-STATE TECHNICAL COLLEGE	\$9,000	3	\$3,000	2.41%
MILWAUKEE AREA TECHNICAL COLLEGE	\$5,000	2	\$2,500	1.34%
MILWAUKEE SCHOOL OF ENGINEERING	\$18,000	6	\$3,000	4.83%
MORAIN PARK TECHNICAL COLLEGE	\$5,500	2	\$2,750	1.47%
MT MARY UNIVERSITY	\$6,000	3	\$2,000	1.61%
NICOLET TECHNICAL COLLEGE	\$9,000	3	\$3,000	2.41%
NORTHCENTRAL TECHNICAL COLLEGE	\$12,000	5	\$2,400	3.22%
NORTHEAST WISCONSIN TECHNICAL COLLEGE	\$12,000	4	\$3,000	3.22%
NORTHWOOD TECHNICAL COLLEGE	\$9,000	3	\$3,000	2.41%
SOUTHWEST WISCONSIN TECHNICAL COLLEGE	\$15,000	5	\$3,000	4.02%
UW EAU CLAIRE	\$6,000	2	\$3,000	1.61%
UW GREEN BAY	\$3,000	1	\$3,000	0.80%
UW MILWAUKEE	\$3,000	1	\$3,000	0.80%
UW OSHKOSH	\$15,000	5	\$3,000	4.02%
VITERBO UNIVERSITY	\$15,000	5	\$3,000	4.02%
WESTERN TECHNICAL COLLEGE	\$12,000	7	\$1,714	3.25%
WISCONSIN LUTHERAN COLLEGE	\$3,000	1	\$3,000	0.80%
TOTAL	\$372,900	138	\$2,702	100.00%

2021-2022
NURSING STUDENT LOAN
 (cont.)

Spent by Sector



SECTOR	DOLLARS SPENT	NUMBER OF AWARDS	AVERAGE AWARD	% OF TOTAL DOLLARS SPENT
INDEPENDENT	\$185,400	66	\$2,809	49.72%
UW SYSTEM	\$27,000	9	\$3,000	7.24%
WTC SYSTEM	\$160,500	63	\$2,548	43.04%
TOTAL	\$372,900	138	\$2,702	100.00%

Status of Recipients

SUMMARY	Number of Recipients	Percentage of Recipients
Open Accounts	682	83.37%
Closed Accounts	136	16.63%
TOTAL ACCOUNTS:	818	100.00%

OPEN ACCOUNTS	Number of Recipients	Percentage of Recipients
Enrolled	90	13.20%
Forgiveness Grace Period	128	18.77%
Repayment	311	45.60%
Deferment	3	0.44%
Bankruptcy	8	1.17%
At DOR for Collection	142	20.82%
TOTAL OPEN ACCOUNTS:	682	100.00%

CLOSED ACCOUNTS	Number of Recipients	Percentage of Recipients
Paid in Full	91	66.91%
Closed at DOR	32	23.53%
DOR Write Off	9	6.62%
Permanent Disability	1	0.74%
Cancelled	3	2.20%
TOTAL CLOSED ACCOUNTS:	136	100.00%

2021-2022
TALENT INCENTIVE PROGRAM (TIP)

INSTITUTION	DOLLARS SPENT	NUMBER OF AWARDS	AVERAGE AWARD	% OF TOTAL DOLLARS SPENT
ALVERNO COLLEGE	\$89,750	70	\$1,282	2.81%
BELLIN COLLEGE	\$1,500	1	\$1,500	0.05%
BELOIT COLLEGE	\$7,250	6	\$1,208	0.23%
BLACKHAWK TECHNICAL COLLEGE	\$20,750	18	\$1,153	0.65%
CARDINAL STRITCH UNIVERSITY	\$11,250	8	\$1,406	0.35%
CARROLL UNIVERSITY	\$80,700	60	\$1,345	2.52%
CARTHAGE COLLEGE	\$3,750	3	\$1,250	0.12%
CHIPPEWA VALLEY TECHNICAL COLLEGE	\$54,300	42	\$1,293	1.70%
COLLEGE OF MENOMINEE NATION	\$9,120	8	\$1,140	0.29%
CONCORDIA UNIVERSITY	\$9,750	7	\$1,393	0.30%
EDGEWOOD COLLEGE	\$10,500	7	\$1,500	0.33%
FOX VALLEY TECHNICAL COLLEGE	\$35,250	28	\$1,259	1.10%
GATEWAY TECHNICAL COLLEGE	\$33,500	34	\$985	1.05%
HERZING UNIVERSITY	\$7,500	5	\$1,500	0.23%
LAC COURTE OREILLES	\$29,600	22	\$1,345	0.93%
LAKELAND UNIVERSITY	\$32,950	24	\$1,373	1.03%
LAKESHORE TECHNICAL COLLEGE	\$18,700	16	\$1,169	0.58%
LAWRENCE UNIVERSITY	\$27,453	19	\$1,445	0.86%
MADISON COLLEGE	\$76,500	48	\$1,594	2.39%
MARANATHA BAPTIST UNIVERSITY	\$9,750	8	\$1,219	0.30%
MARIAN UNIVERSITY	\$47,550	38	\$1,251	1.49%
MARQUETTE UNIVERSITY	\$255,800	177	\$1,445	8.00%
MID-STATE TECHNICAL COLLEGE	\$9,000	8	\$1,125	0.28%
MILWAUKEE AREA TECHNICAL COLLEGE	\$143,100	113	\$1,266	4.47%
MILWAUKEE INSTITUTE OF ART AND DESIGN	\$15,900	13	\$1,223	0.50%
MILWAUKEE SCHOOL OF ENGINEERING	\$36,700	28	\$1,311	1.15%
MORAIN PARK TECHNICAL COLLEGE	\$10,500	11	\$955	0.33%
MT MARY UNIVERSITY	\$100,950	72	\$1,402	3.16%
NICOLET TECHNICAL COLLEGE	\$6,950	11	\$632	0.22%
NORTHCENTRAL TECHNICAL COLLEGE	\$28,056	23	\$1,220	0.88%
NORTHEAST WISCONSIN TECHNICAL COLLEGE	\$25,900	19	\$1,363	0.81%
NORTHLAND COLLEGE	\$3,750	3	\$1,250	0.12%
NORTHWOOD TECHNICAL COLLEGE	\$61,750	51	\$1,211	1.93%
RIPON COLLEGE	\$68,828	57	\$1,208	2.15%
ST NORBERT COLLEGE	\$15,750	11	\$1,432	0.46%
SOUTHWEST TECHNICAL COLLEGE	\$8,160	6	\$1,360	0.26%
UW EAU CLAIRE	\$164,908	125	\$1,319	5.16%

2021-2022
TALENT INCENTIVE PROGRAM (TIP)

(cont.)

INSTITUTION	DOLLARS SPENT	NUMBER OF AWARDS	AVERAGE AWARD	% OF TOTAL DOLLARS SPENT
UW GREEN BAY	\$81,759	64	\$1,277	2.56%
UW LA CROSSE	\$78,550	60	\$1,309	2.46%
UW MADISON	\$313,950	207	\$1,517	9.82%
UW MILWAUKEE	\$362,214	263	\$1,377	11.33%
UW OSHKOSH	\$146,786	114	\$1,288	4.59%
UW PARKSIDE	\$93,083	74	\$1,258	2.91%
UW PLATTEVILLE	\$38,500	29	\$1,328	1.20%
UW RIVER FALLS	\$44,150	31	\$1,424	1.38%
UW STEVENS POINT	\$166,450	132	\$1,261	5.21%
UW STOUT	\$80,750	61	\$1,324	2.53%
UW SUPERIOR	\$34,650	28	\$1,238	1.08%
UW WHITEWATER	\$84,403	67	\$1,260	2.64%
VITERBO COLLEGE	\$41,200	29	\$1,421	1.29%
WAUKESHA COUNTY TECHNICAL COLLEGE	\$6,000	4	\$1,500	0.19%
WESTERN TECHNICAL COLLEGE	\$44,500	38	\$1,171	1.39%
WISCONSIN LUTHERAN COLLEGE	\$7,500	5	\$1,500	0.23%
TOTAL	\$3,197,820	2,406	\$1,329	100.00%

Spent by Year in School

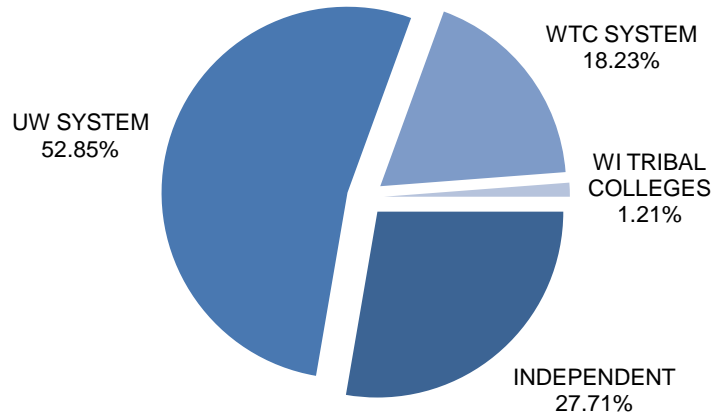
INSTITUTION	DOLLARS SPENT	NUMBER OF AWARDS	AVERAGE AWARD	% OF TOTAL DOLLARS SPENT
FRESHMAN	\$1,050,964	816	\$1,288	32.87%
SOPHOMORES	\$767,906	574	\$1,338	24.01%
JUNIORS	\$726,373	520	\$1,397	22.71%
SENIORS	\$543,027	393	\$1,382	16.98%
5TH YEAR STUDENTS	\$109,550	103	\$1,064	3.43%
TOTAL	\$3,197,820	2,406	\$1,329	100.00%

Spent by Dependency Status

STATUS	DOLLARS SPENT	NUMBER OF AWARDS	AVERAGE AWARD	% OF TOTAL DOLLARS SPENT
DEPENDENT	\$2,671,715	1,981	\$1,349	83.55%
INDEPENDENT	\$526,105	425	\$1,238	16.45%
TOTAL	\$3,197,820	2,406	\$1,329	100.00%

2021-2022
TALENT INCENTIVE PROGRAM (TIP)
 (cont.)

Spent by Sector



SECTOR	DOLLARS SPENT	NUMBER OF AWARDS	AVERAGE AWARD	% OF TOTAL DOLLARS SPENT
INDEPENDENT	\$886,031	651	\$1,361	27.71%
UW SYSTEM	\$1,690,153	1,255	\$1,347	52.85%
WTC SYSTEM	\$582,916	470	\$1,240	18.23%
WI TRIBAL COLLEGES	\$38,720	30	\$1,291	1.21%
TOTAL	\$3,197,820	2,406	\$1,329	100.00%

2021-2022 TEACHER LOAN PROGRAM

INSTITUTION	DOLLARS SPENT	NUMBER OF AWARDS	AVERAGE AWARD	% OF TOTAL DOLLARS SPENT
ALVERNO COLLEGE	\$7,000	1	\$7,000	3.19%
CARROLL UNIVERSITY	\$10,000	2	\$5,000	4.56%
MARANATHA BAPTIST UNIVERSITY	\$4,355	1	\$4,355	1.99%
RIPON COLLEGE	\$19,000	2	\$9,500	8.66%
ST NORBERT COLLEGE	\$10,000	1	\$10,000	4.56%
UW EAU CLAIRE	\$10,000	1	\$10,000	4.56%
UW PLATTEVILLE	\$20,000	2	\$10,000	9.12%
UW STEVENS POINT	\$80,000	9	\$8,889	36.47%
UW STOUT	\$20,000	2	\$10,000	9.12%
UW SUPERIOR	\$39,000	4	\$9,750	17.77%
TOTAL	\$219,355	25	\$8,774	100.00%

Status of Recipients

SUMMARY	Number of Recipients	Percentage of Recipients
Open Accounts	112	77.02%
Closed Accounts	11	22.98%
TOTAL ACCOUNTS:	123	100.00%

OPEN ACCOUNTS	Number of Recipients	Percentage of Recipients
In School and Forgiveness Grace Period	62	55.36%
Repayment	25	22.32%
At DOR for Collection	25	22.32%
TOTAL OPEN ACCOUNTS:	112	100.00%

CLOSED ACCOUNTS	Number of Recipients	Percentage of Recipients
Paid in Full	5	45.46%
Forgiven in Full	4	36.36%
Closed at DOR	2	18.18%
TOTAL CLOSED ACCOUNTS:	11	100.00%

2021-2022
TEACHER OF THE VISUALLY IMPAIRED LOAN

INSTITUTION	DOLLARS SPENT	NUMBER OF AWARDS	AVERAGE AWARD	% OF TOTAL DOLLARS SPENT
CONCORDIA UNIVERSITY	\$49,000	7	\$7,000	49.50%
NORTHERN ILLINOIS UNIVERSITY	\$10,000	1	\$10,000	10.10%
WESTERN MICHIGAN UNIVERSITY	\$40,000	6	\$6,667	40.40%
TOTAL	\$99,000	14	\$7,071	100.00%

Status of Recipients

SUMMARY	Number of Recipients	Percentage of Recipients
Open Accounts	22	77.02%
Closed Accounts	2	22.98%
TOTAL ACCOUNTS:	24	100.00%

OPEN ACCOUNTS	Number of Recipients	Percentage of Recipients
In School and Forgiveness Grace Period	19	86.36%
Repayment	2	9.09%
At DOR for Collection	1	4.55%
TOTAL OPEN ACCOUNTS:	22	100.00%

CLOSED ACCOUNTS	Number of Recipients	Percentage of Recipients
Forgiven in Full	1	50.00%
Closed at DOR	1	50.00%
TOTAL CLOSED ACCOUNTS:	2	100.00%

2021-2022
TECHNICAL EXCELLENCE SCHOLARSHIP

INSTITUTION	DOLLARS SPENT	NUMBER OF AWARDS	AVERAGE AWARD	% OF TOTAL DOLLARS SPENT
BLACKHAWK TECHNICAL COLLEGE	\$20,331	23	\$884	2.40%
CHIPPEWA VALLEY TECHNICAL COLLEGE	\$65,204	61	\$1,069	7.71%
FOX VALLEY TECHNICAL COLLEGE	\$121,814	119	\$1,024	14.40%
GATEWAY TECHNICAL COLLEGE	\$41,625	45	\$925	4.92%
LAKE SHORE TECHNICAL COLLEGE	\$28,689	30	\$956	3.39%
MADISON COLLEGE	\$103,809	102	\$1,018	12.27%
MILWAUKEE AREA TECHNICAL COLLEGE	\$51,189	52	\$984	6.05%
MID-STATE TECHNICAL COLLEGE	\$33,190	33	\$1,006	3.92%
MORAIN PARK TECHNICAL COLLEGE	\$47,814	45	\$1,063	5.65%
NICOLET TECHNICAL COLLEGE	\$5,626	7	\$804	0.67%
NORTH CENTRAL TECHNICAL COLLEGE	\$52,317	52	\$1,006	6.19%
NORTHEAST WISCONSIN TECHNICAL COLLEGE	\$85,107	81	\$1,051	10.06%
NORTHWOOD TECHNICAL COLLEGE	\$33,752	34	\$993	3.99%
SOUTHWEST TECHNICAL COLLEGE	\$34,620	32	\$1,082	4.09%
WAUKESHA COUNTY TECHNICAL COLLEGE	\$71,381	71	\$1,005	8.44%
WESTERN TECHNICAL COLLEGE	\$49,392	49	\$1,008	5.85%
TOTAL	\$845,860	836	\$1,012	100.00%

NOTE: TES funds are matched by the participating institution.

Students Year in School

YEAR IN SCHOOL	WTC SYSTEM	% AWARDED
1st Year / Freshman	482	57.66%
2nd Year / Sophomore	258	30.86%
3rd Year / Junior	96	11.48%
TOTAL	836	100.00%

2021-2022
WISCONSIN GRANT
PRIVATE NON-PROFIT

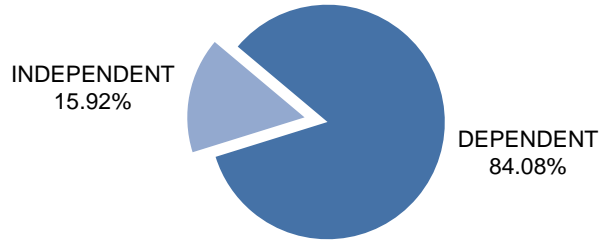
INSTITUTION	DOLLARS SPENT	NUMBER OF AWARDS	AVERAGE AWARD	% OF TOTAL DOLLARS SPENT
ALVERNO COLLEGE	\$1,306,070	439	\$2,975	5.00%
BELLIN COLLEGE	\$311,506	107	\$2,911	1.19%
BELOIT COLLEGE	\$341,019	100	\$3,410	1.30%
CARDINAL STRITCH UNIVERSITY	\$634,532	201	\$3,157	2.43%
CARROLL UNIVERSITY	\$2,251,288	723	\$3,114	8.61%
CARTHAGE COLLEGE	\$1,318,132	375	\$3,515	5.04%
CONCORDIA UNIVERSITY	\$1,556,450	473	\$3,291	5.96%
EDGEWOOD COLLEGE	\$1,212,902	387	\$3,134	4.64%
FOX VALLEY - AVIATION	\$5,475	3	\$1,825	0.02%
HERZING UNIVERSITY	\$1,259,836	520	\$2,423	4.82%
LAKELAND UNIVERSITY	\$827,606	271	\$3,054	3.17%
LAWRENCE UNIVERSITY	\$532,659	158	\$3,371	2.04%
MARANATHA BAPTIST UNIVERSITY	\$301,088	99	\$3,041	1.15%
MARIAN UNIVERSITY	\$1,021,596	325	\$3,143	3.91%
MARQUETTE UNIVERSITY	\$3,765,716	1,106	\$3,405	14.41%
MILWAUKEE INSTITUTE OF ART AND DESIGN	\$911,562	264	\$3,453	3.49%
MILWAUKEE SCHOOL OF ENGINEERING	\$2,000,521	611	\$3,274	7.66%
MT MARY UNIVERSITY	\$1,475,388	460	\$3,207	5.65%
NORTHLAND COLLEGE	\$364,657	107	\$3,408	1.40%
RIPON COLLEGE	\$1,134,366	328	\$3,458	4.34%
ST NORBERT COLLEGE	\$1,673,091	496	\$3,373	6.40%
VITERBO UNIVERSITY	\$1,067,181	344	\$3,102	4.08%
WISCONSIN LUTHERAN COLLEGE	\$860,081	267	\$3,221	3.29%
TOTAL	\$26,132,722	8,164	\$3,201	100.00%

Spent by Year in School

YEAR IN SCHOOL	DOLLARS SPENT	NUMBER OF AWARDS	AVERAGE AWARD	% OF TOTAL DOLLARS SPENT
FRESHMEN	\$8,083,492	2,568	\$3,148	30.93%
SOPHOMORES	\$5,610,474	1,711	\$3,279	21.47%
JUNIORS	\$6,597,362	1,995	\$3,307	25.25%
SENIORS	\$5,038,422	1,573	\$3,203	19.28%
5TH YEAR STUDENTS	\$802,972	317	\$2,533	3.07%
TOTAL	\$26,132,722	8,164	\$3,201	100.00%

2021-2022
WISCONSIN GRANT
PRIVATE NON-PROFIT
 (cont.)

Spent by Dependency Status



STATUS	DOLLARS SPENT	NUMBER OF AWARDS	AVERAGE AWARD	% OF TOTAL DOLLARS SPENT
DEPENDENT	\$21,971,572	6,617	\$3,320	84.08%
INDEPENDENT	\$4,161,150	1,547	\$2,690	15.92%
TOTAL	\$26,132,722	8,164	\$3,201	100.00%


**2021-2022
WISCONSIN GRANT
TRIBAL COLLEGES**

INSTITUTION	DOLLARS SPENT	NUMBER OF AWARDS	AVERAGE AWARD	% OF TOTAL DOLLARS SPENT
COLLEGE OF MENOMINEE NATION	\$159,332	117	\$1,362	49.06%
LAC COURTE OREILLES OJIBWA	\$165,462	112	\$1,477	50.94%
TOTAL	\$324,794	229	\$1,418	100.00%

Spent by Year in School

YEAR IN SCHOOL	DOLLARS SPENT	NUMBER OF AWARDS	AVERAGE AWARD	% OF TOTAL DOLLARS SPENT
FRESHMAN	\$137,063	101	\$1,357	42.20%
SOPHOMORES	\$95,699	68	\$1,407	29.46%
JUNIORS	\$65,069	42	\$1,549	20.03%
SENIORS	\$17,907	13	\$1,377	5.51%
5TH YEAR STUDENTS	\$9,056	5	\$1,811	2.80%
TOTAL	\$324,794	229	\$1,418	100.00%

Spent by Dependency Status



STATUS	DOLLARS SPENT	NUMBER OF AWARDS	AVERAGE AWARD	% OF TOTAL DOLLARS SPENT
DEPENDENT	\$42,546	35	\$1,216	13.10%
INDEPENDENT	\$282,248	194	\$1,455	86.90%
TOTAL	\$324,794	229	\$1,418	100.00%

**2021-2022
WISCONSIN GRANT
UNIVERSITY OF WISCONSIN SYSTEM**

INSTITUTION	DOLLARS SPENT	NUMBER OF AWARDS	AVERAGE AWARD	% OF TOTAL DOLLARS SPENT
UW EAU CLAIRE	\$3,540,061	1,797	\$1,970	6.13%
UW FLEX	\$152,246	108	\$1,410	0.26%
UW GREEN BAY	\$4,650,209	2,362	\$1,969	8.05%
UW LA CROSSE	\$2,881,580	1,563	\$1,844	4.99%
UW MADISON	\$9,028,850	4,264	\$2,117	15.63%
UW MILWAUKEE	\$13,026,941	6,187	\$2,106	22.55%
UW OSHKOSH	\$4,845,780	2,532	\$1,914	8.39%
UW PARKSIDE	\$2,282,754	1,011	\$2,258	3.95%
UW PLATTEVILLE	\$2,494,869	1,323	\$1,886	4.32%
UW RIVER FALLS	\$1,377,232	717	\$1,921	2.38%
UW STEVENS POINT	\$4,804,324	2,399	\$2,003	8.32%
UW STOUT	\$2,554,422	1,251	\$2,042	4.42%
UW SUPERIOR	\$1,004,989	493	\$2,039	1.74%
UW WHITEWATER	\$5,127,029	2,566	\$1,998	8.87%
TOTAL	\$57,771,286	28,573	\$2,022	100.00%

Spent by Year in School

YEAR IN SCHOOL	DOLLARS SPENT	NUMBER OF AWARDS	AVERAGE AWARD	% OF TOTAL DOLLARS SPENT
FRESHMAN	\$15,763,782	7,718	\$2,042	27.29%
SOPHOMORES	\$12,154,087	5,949	\$2,043	21.04%
JUNIORS	\$14,842,271	7,105	\$2,089	25.69%
SENIORS	\$10,677,223	5,377	\$1,986	18.48%
5TH YEAR STUDENTS	\$4,333,923	2,424	\$1,788	7.50%
TOTAL	\$57,771,286	28,573	\$2,022	100.00%

Spent by Dependency Status



STATUS	DOLLARS SPENT	NUMBER OF AWARDS	AVERAGE AWARD	% OF TOTAL DOLLARS SPENT
DEPENDENT	\$42,073,122	21,101	\$1,753	72.83%
INDEPENDENT	\$15,698,164	7,472	\$1,810	27.17%
TOTAL	\$57,771,286	28,573	\$1,773	100.00%

2021-2022
WISCONSIN GRANT
WISCONSIN TECHNICAL COLLEGE SYSTEM

INSTITUTION	DOLLARS SPENT	NUMBER OF AWARDS	AVERAGE AWARD	% OF TOTAL DOLLARS SPENT
BLACKHAWK TECHNICAL COLLEGE	\$733,120	852	\$860	3.79%
CHIPPEWA VALLEY TECHNICAL COLLEGE	\$1,431,278	1,642	\$872	7.41%
FOX VALLEY TECHNICAL COLLEGE	\$1,264,362	1,490	\$849	6.54%
GATEWAY TECHNICAL COLLEGE	\$1,424,832	1,628	\$875	7.37%
LAKE SHORE TECHNICAL COLLEGE	\$587,214	694	\$846	3.04%
MADISON COLLEGE	\$2,204,758	2,562	\$861	11.41%
MID-STATE TECHNICAL COLLEGE	\$654,144	762	\$858	3.38%
MILWAUKEE AREA TECHNICAL COLLEGE	\$4,438,968	5,269	\$842	22.97%
MORAIN PARK TECHNICAL COLLEGE	\$614,495	709	\$867	3.18%
NICOLET TECHNICAL COLLEGE	\$352,113	396	\$889	1.82%
NORTH CENTRAL TECHNICAL COLLEGE	\$983,764	1,132	\$869	5.09%
NORTHEAST WISCONSIN TECHNICAL	\$1,560,116	1,791	\$871	8.07%
NORTHWOOD TECHNICAL COLLEGE	\$762,857	876	\$871	3.95%
SOUTHWEST TECHNICAL COLLEGE	\$419,577	462	\$908	2.17%
WAUKESHA COUNTY TECHNICAL COLLEGE	\$739,904	862	\$858	3.83%
WESTERN TECHNICAL COLLEGE	\$1,153,870	1,319	\$875	5.98%
TOTAL	\$19,325,372	22,446	\$861	100.00%

Spent by Year in School

YEAR IN SCHOOL	DOLLARS SPENT	NUMBER OF AWARDS	AVERAGE AWARD	% OF TOTAL DOLLARS SPENT
FRESHMAN	\$11,661,060	13,568	\$859	60.34%
SOPHOMORES	\$5,152,132	5,814	\$886	26.66%
JUNIORS	\$1,724,234	2,040	\$845	8.92%
SENIORS	\$528,300	698	\$757	2.73%
5TH YEAR STUDENTS	\$259,646	326	\$796	1.35%
TOTAL	\$19,325,372	22,446	\$861	100.00%

Spent by Dependency Status



STATUS	DOLLARS SPENT	NUMBER OF AWARDS	AVERAGE AWARD	% OF TOTAL DOLLARS SPENT
DEPENDENT	\$6,594,340	7,650	\$862	34.12%
INDEPENDENT	\$12,731,032	14,796	\$860	65.88%
TOTAL	\$19,325,372	22,446	\$861	100.00%

2021-2022
TUITION REMISSION FOR VETERANS AND DEPENDENTS
 UW SYSTEM AND WISCONSIN TECHNICAL COLLEGES

SECTOR	DOLLARS SPENT	% OF TOTAL DOLLARS SPENT
UW SYSTEM	\$5,361,334	82.52%
WISCONSIN TECHNICAL COLLEGES	\$1,135,367	17.48%
TOTAL	\$6,496,701	100.00%

Spent by UW SYSTEM

INSTITUTION	DOLLARS SPENT	% OF TOTAL DOLLARS SPENT
UW EAU CLAIRE	\$368,730	6.88%
UW EXTENSION	\$1,427	0.03%
UW GREEN BAY	\$716,771	13.37%
UW LA CROSSE	\$385,319	7.19%
UW MADISON	\$812,774	15.16%
UW MILWAUKEE	\$899,153	16.77%
UW OSHKOSH	\$382,734	7.14%
UW PARKSIDE	\$162,251	3.03%
UW PLATTEVILLE	\$178,888	3.34%
UW RIVER FALLS	\$91,326	1.70%
UW STEVENS POINT	\$515,493	9.62%
UW STOUT	\$289,749	5.40%
UW SUPERIOR	\$83,203	1.55%
UW WHITEWATER	\$473,516	8.82%
TOTAL	\$5,361,334	100.00%

Spent by WISCONSIN TECHNICAL COLLEGES

COLLEGE	DOLLARS SPENT	% OF TOTAL DOLLARS SPENT
BLACKHAWK TECHNICAL COLLEGE	\$22,570	1.99%
CHIPPEWA VALLEY TECHNICAL COLLEGE	\$95,195	8.38%
FOX VALLEY TECHNICAL COLLEGE	\$134,925	11.88%
GATEWAY TECHNICAL COLLEGE	\$84,000	7.40%
LAKESHORE TECHNICAL COLLEGE	\$100,804	8.88%
MADISON COLLEGE	\$103,473	9.11%
MID-STATE TECHNICAL COLLEGE	\$25,546	2.25%
MILWAUKEE AREA TECHNICAL COLLEGE	\$61,354	5.40%
MORAIN PARK TECHNICAL COLLEGE	\$43,311	3.81%
NICOLET TECHNICAL COLLEGE	\$17,240	1.52%
NORTHCENTRAL TECHNICAL COLLEGE	\$66,620	5.87%
NORTHEAST WISCONSIN TECHNICAL	\$135,609	11.94%
NORTHWOOD TECHNICAL COLLEGE	\$58,841	5.18%
SOUTHWEST TECHNICAL COLLEGE	\$11,651	1.03%
WAUKESHA COUNTY TECHNICAL COLLEGE	\$36,553	3.22%
WESTERN TECHNICAL COLLEGE	\$137,675	12.14%
TOTAL	\$1,135,367	100.00%

2021-2022
WISCONSIN VETERAN'S GRANT
FOR PRIVATE NON-PROFIT SCHOOLS

INSTITUTION	DOLLARS SPENT	NUMBER OF AWARDS	AVERAGE AWARD	% OF TOTAL DOLLARS SPENT
ALVERNO COLLEGE	\$22,000	11	\$2,000	5.91%
BELLIN COLLEGE	\$7,558	3	\$2,519	2.03%
CARDINAL STRITCH UNIVERSITY	\$9,394	3	\$3,131	2.53%
CARROLL UNIVERSITY	\$24,782	7	\$3,540	6.66%
CONCORDIA UNIVERSITY	\$42,500	13	\$3,269	11.43%
EDGEWOOD COLLEGE	\$53,227	18	\$2,957	14.31%
HERZING UNIVERSITY	\$17,638	6	\$2,940	4.74%
LAKELAND UNIVERSITY	\$26,225	8	\$3,278	7.05%
LAWRENCE UNIVERSITY	\$4,000	1	\$4,000	1.08%
MARIAN UNIVERSITY	\$16,000	4	\$4,000	4.30%
MARQUETTE UNIVERSITY	\$64,000	16	\$4,000	17.21%
MILWAUKEE INSTITUTE OF ART AND DESIGN	\$21,333	7	\$3,048	5.74%
MT MARY UNIVERSITY	\$2,000	1	\$2,000	0.54%
RIPON COLLEGE	\$16,000	4	\$4,000	4.30%
ST NORBERT COLLEGE	\$2,000	1	\$2,000	0.54%
VITERBO UNIVERSITY	\$43,286	15	\$2,886	11.63%
TOTAL	\$371,943	118	\$3,152	100.00%

**2021-2022
Health Services Scholarship Program**

SUMMARY	DOLLARS SPENT	NUMBER OF AWARDS	AVERAGE AWARD	Percentage of Recipients
Dentists	\$240,000	8	\$30,000	88.89%
Physician Assistants	\$0	0	\$0	0.00%
Primary Care Physician	\$30,000	1	\$30,000	11.11%
Nurse Practitioner	\$0	0	\$0	0.00%
TOTAL ACCOUNTS:	\$270,000	9	\$30,000	100.00%

**2021-2022
MN-WI Tuition Reciprocity**

ACADEMIC YEAR	MN STUDENTS ENROLLED IN WI		WI STUDENTS ENROLLED IN MN		RECIPROCITY PAYMENT	TOTAL SUPPLEMENT PAYMENT
	ATTENDEES	NET COST	ATTENDEES	NET COST		
2010-11 ¹	15,283	-\$8,237,249	10,393	-\$1,470,876	\$6,767,373	\$5,467,479
2011-12	14,590	-\$22,914,157	9,848	-\$16,784,291	\$6,129,866	\$5,132,875
2012-13 ²	14,523	-\$24,485,969	9,282	-\$17,705,741	\$6,780,239	\$3,027,470
2013-14 ³	14,186	-\$22,360,549	8,794	-\$15,914,761	\$6,407,461	\$1,854,164
2014-15	14,104	-\$21,543,685	8,473	-\$16,401,666	\$5,142,019	\$874,486
2015-16 ⁴	13,837	-\$27,192,749	8,300	-\$18,807,148	\$8,383,173	-
2016-17	13,688	-\$23,864,092	8,285	-\$17,563,037	\$6,301,054	-
2017-18 ⁵	13,504	-\$20,989,015	8,296	-\$15,507,580	\$5,482,450	
2018-19	13,362	-\$13,126,614	8,257	-\$7,618,205	\$5,508,409	
2019-20	13,094	-\$9,466,490	8,118	\$2,308,970	\$7,157,520	-

Notes:

¹ Overpayment to be adjusted in 2015-16 payment.

² Payment includes adjustment from 2011-12.

³ Payment includes adjustment from 2008-09 and 2012-13.

⁴ Payment includes adjustment from 2014-15.

⁵ Payment includes adjustment from 2016-17.

**2021-2022
Primary Care & Psychiatry Shortage Grant**

Total Spent: \$166,500 Number of Students: 8

2021-2022 School Leadership Loan Program

Status of Recipients

SUMMARY	Number of Recipients	Percentage of Recipients
Forgiveness Grace Period	32	94.12%
Repayment	2	5.88%
TOTAL ACCOUNTS:	34	100.00%

CLOSED ACCOUNTS	Number of Recipients	Percentage of Recipients
Paid in Full	1	100.00%
TOTAL CLOSED ACCOUNTS:	1	100.00%

2021-2022 Tribal College Payment

INSTITUTION	DOLLARS SPENT
COLLEGE OF MENOMINEE NATION	\$253,511
LAC COURTE OREILLES OJIBWA	\$151,489
TOTAL	\$405,000